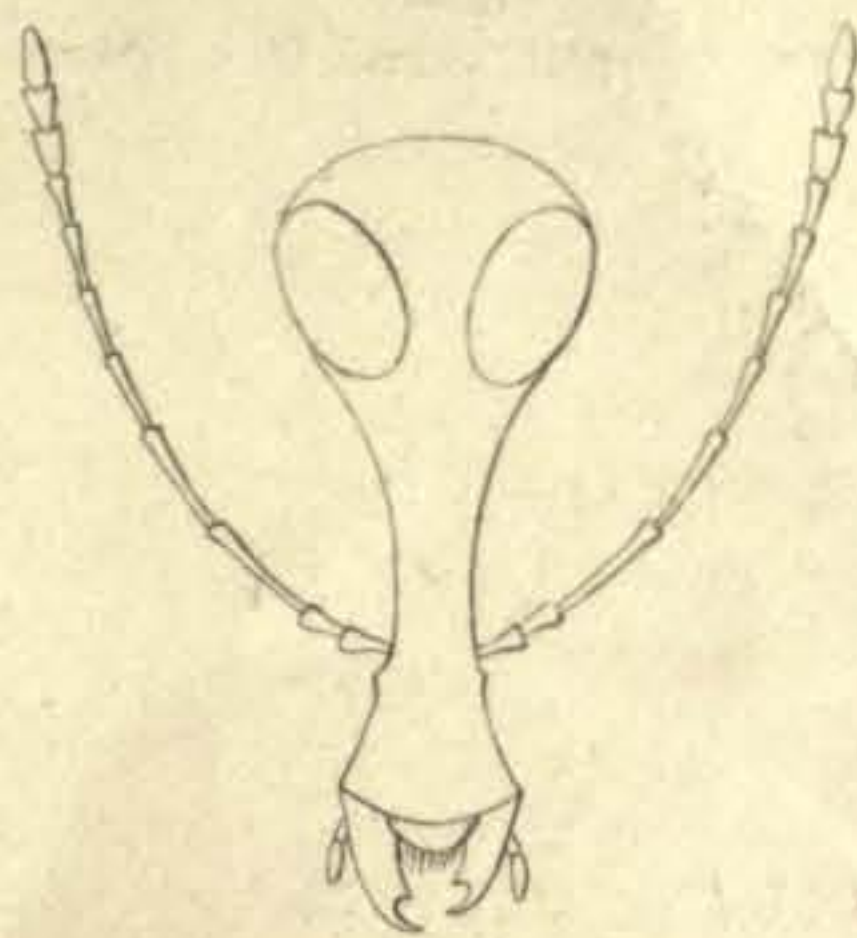
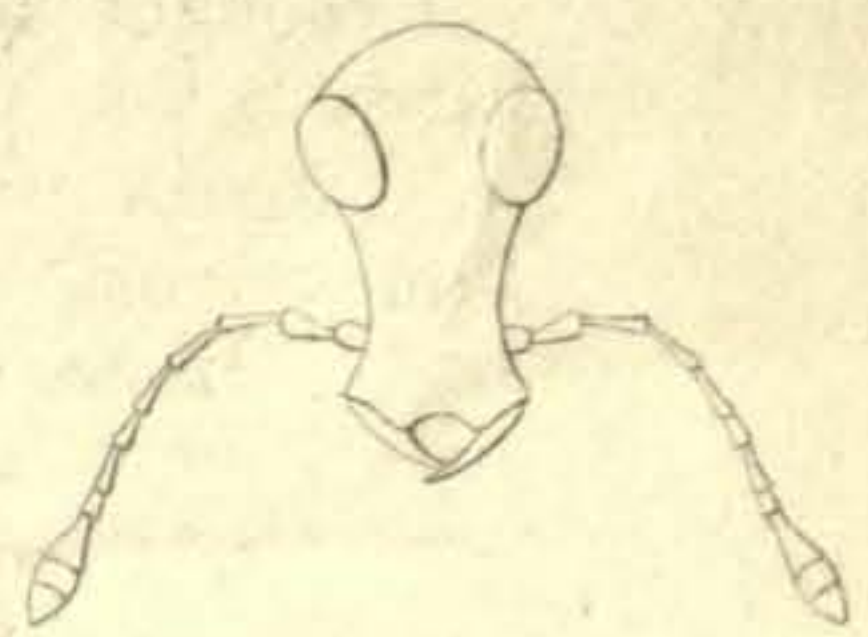




HUCUS



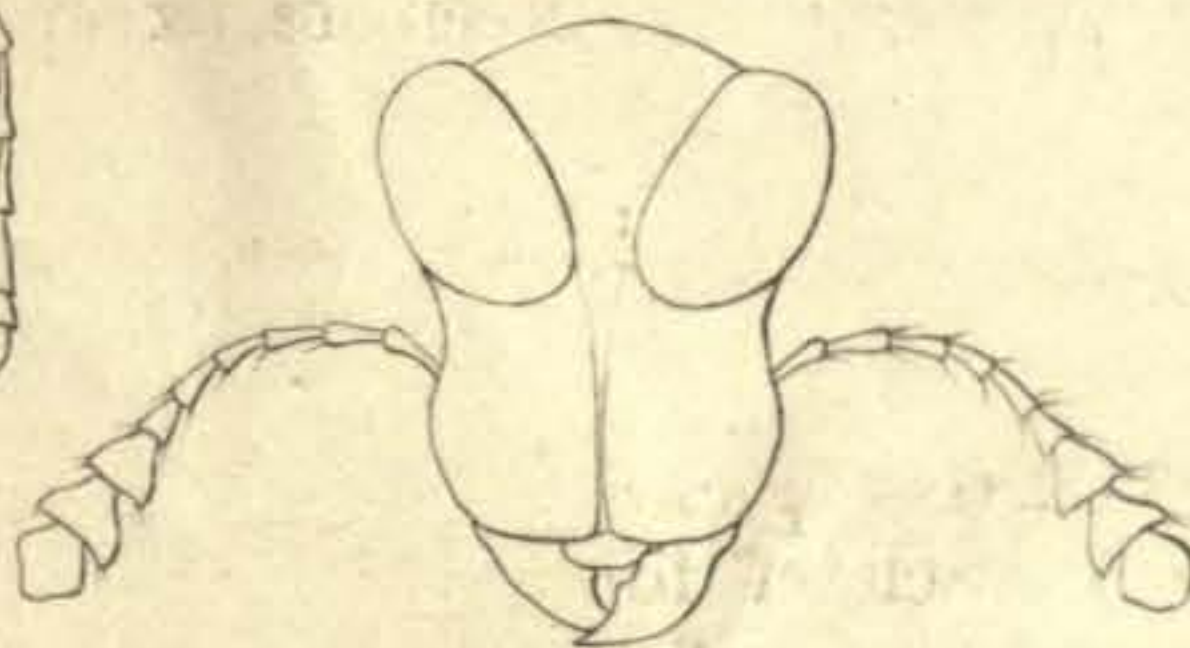
MYCTIS



ETHNECA



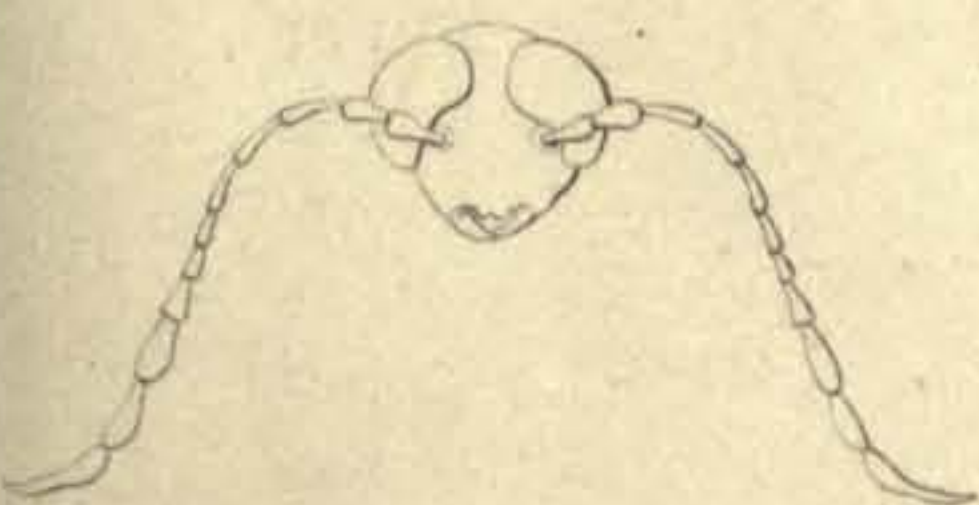
PLINTHERIA



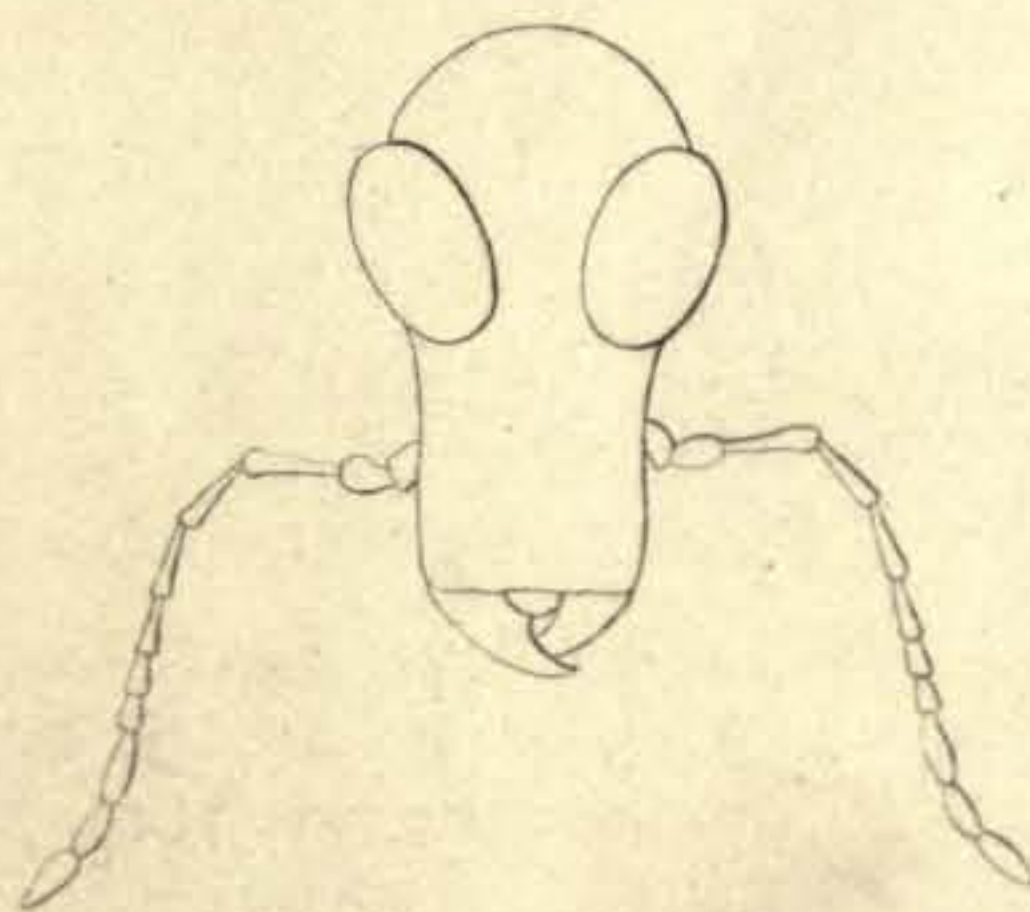
NESSIA



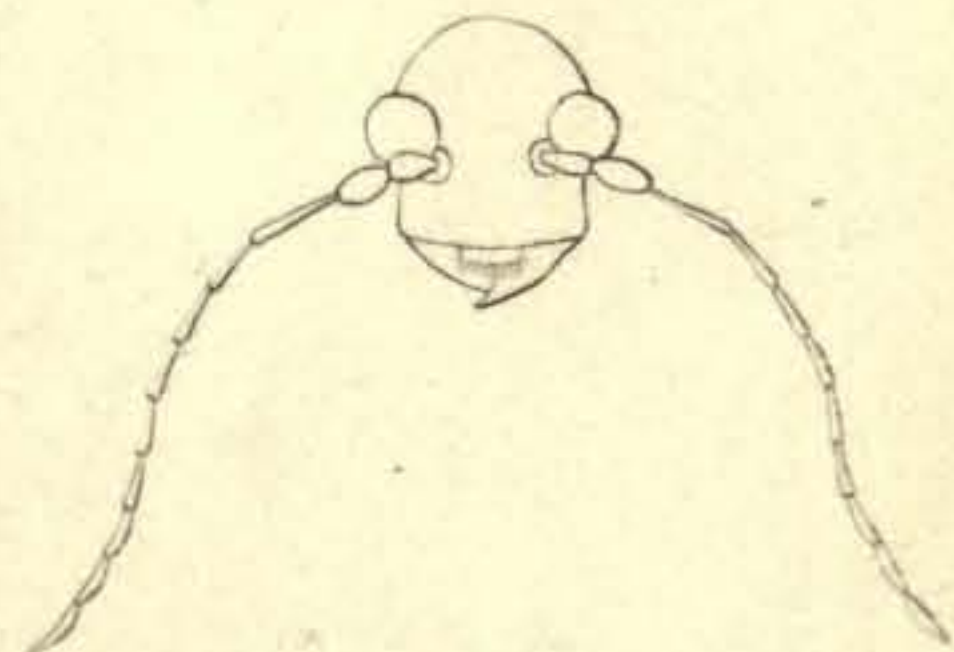
ESOCUS



DYSNOS



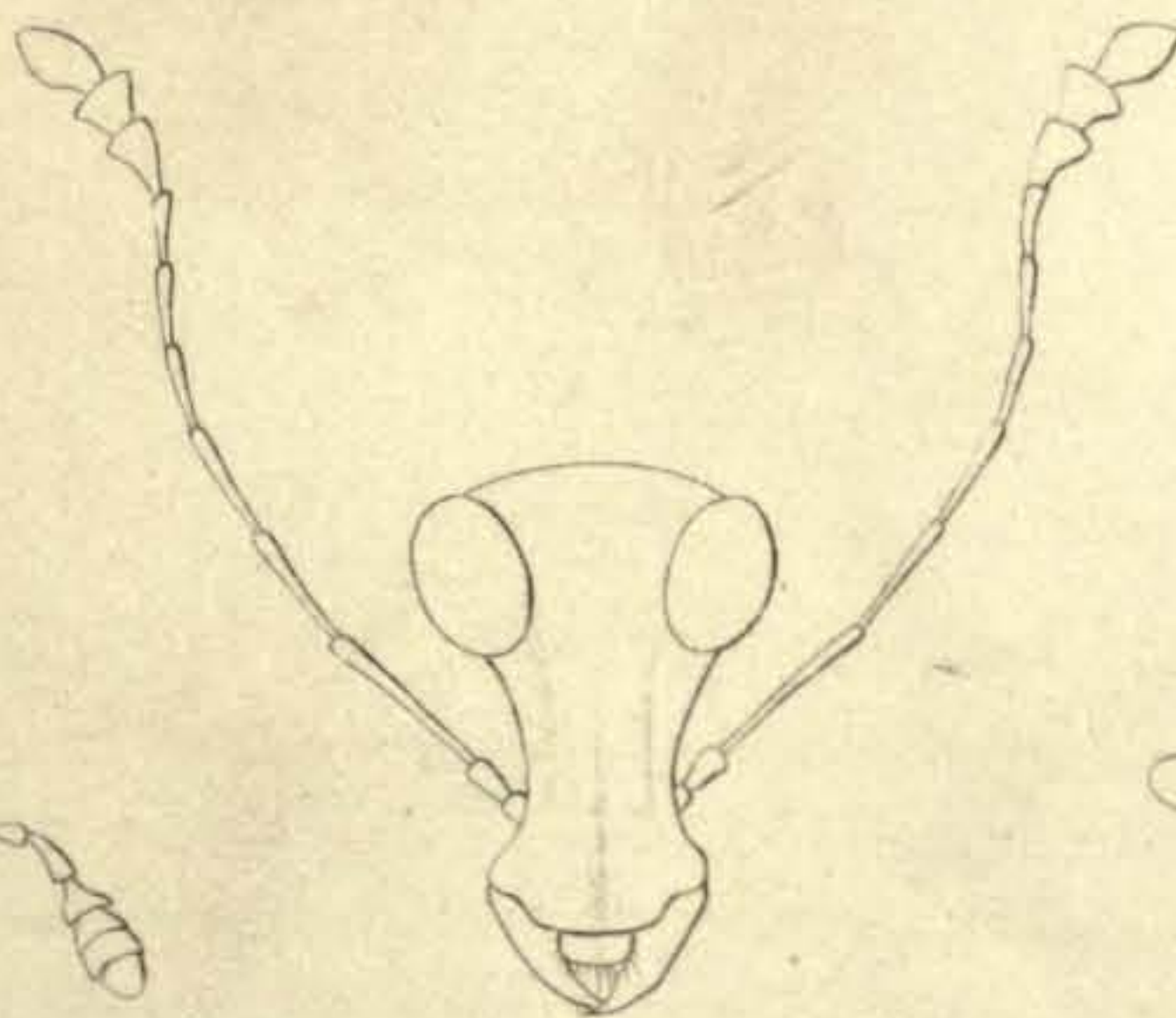
APATENIA



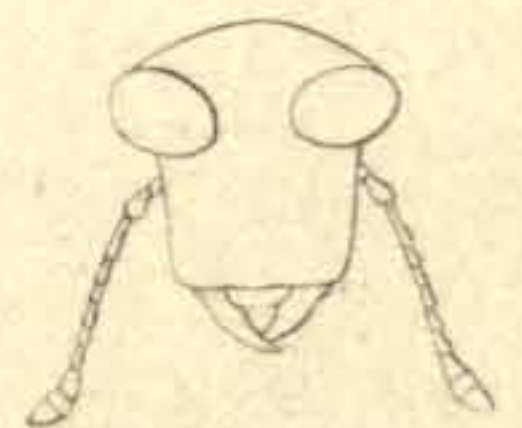
MISTHOSIMA



HYPSEUS



ECZESARIS



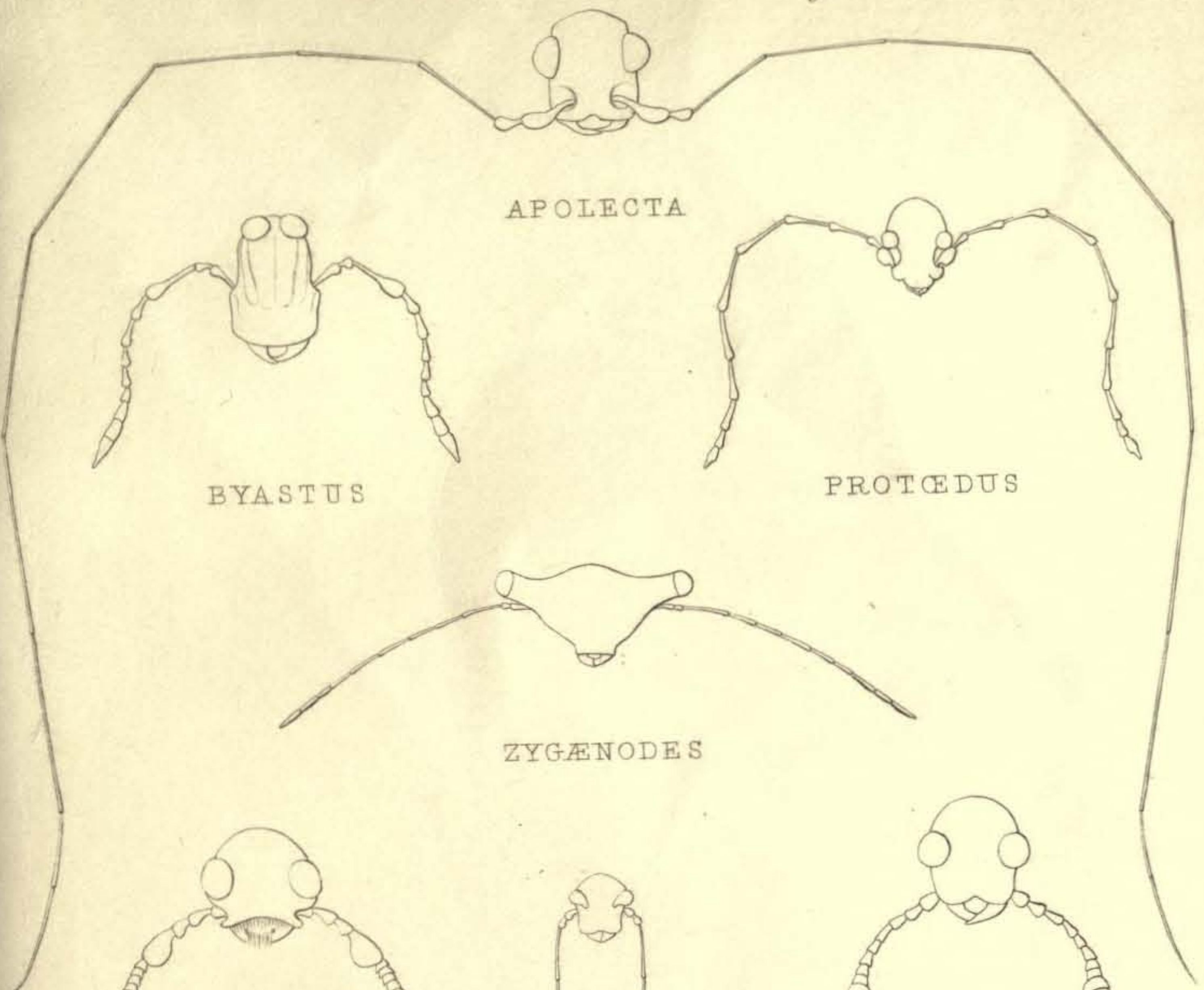
PHAULIMIA



PHŒOCHROTES



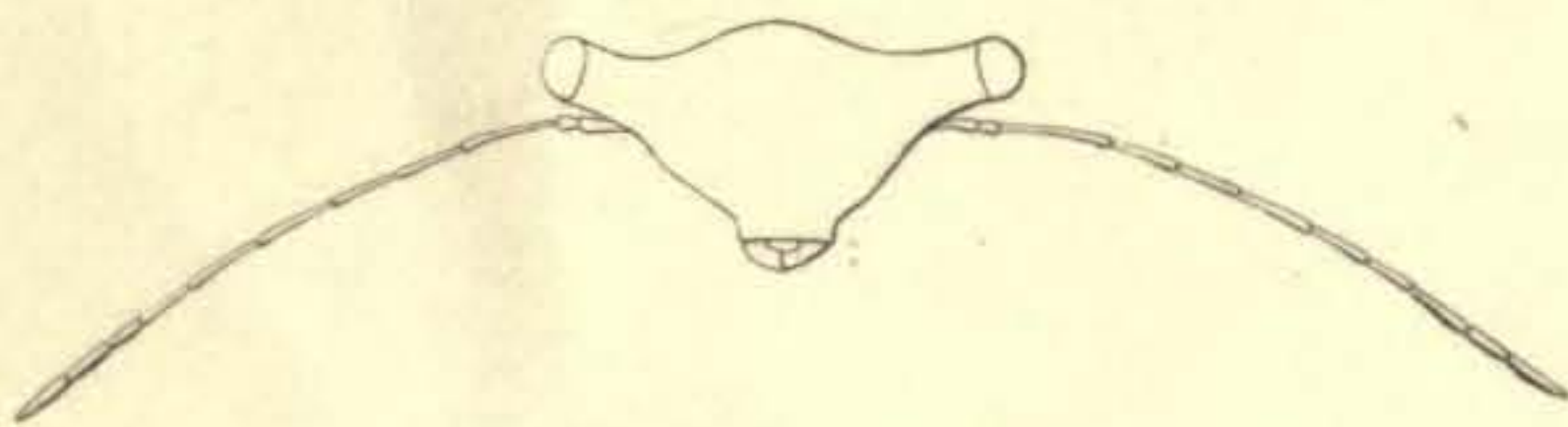
GENETHILA



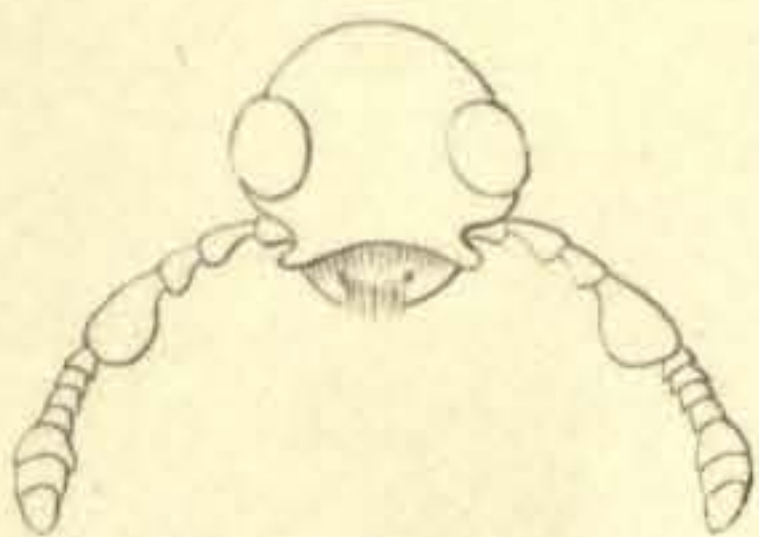
APOLECTA

BYASTUS

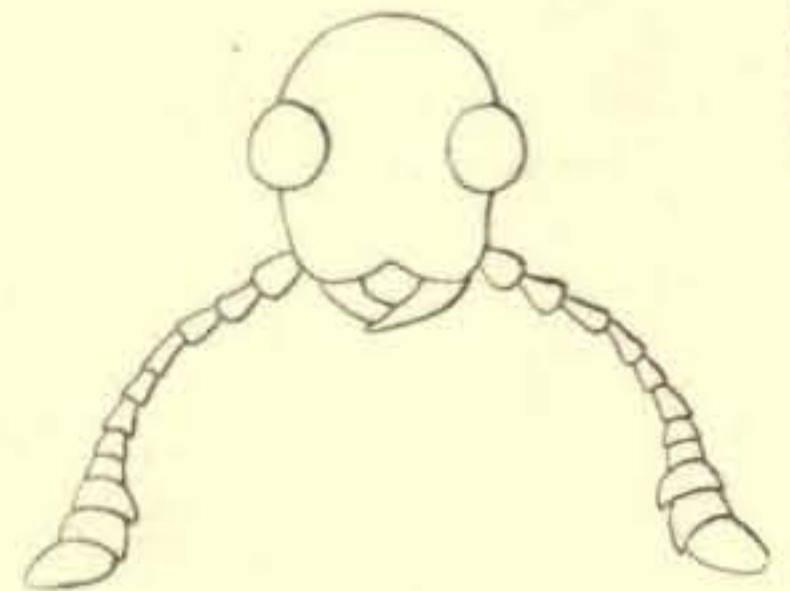
PROTÆDUS



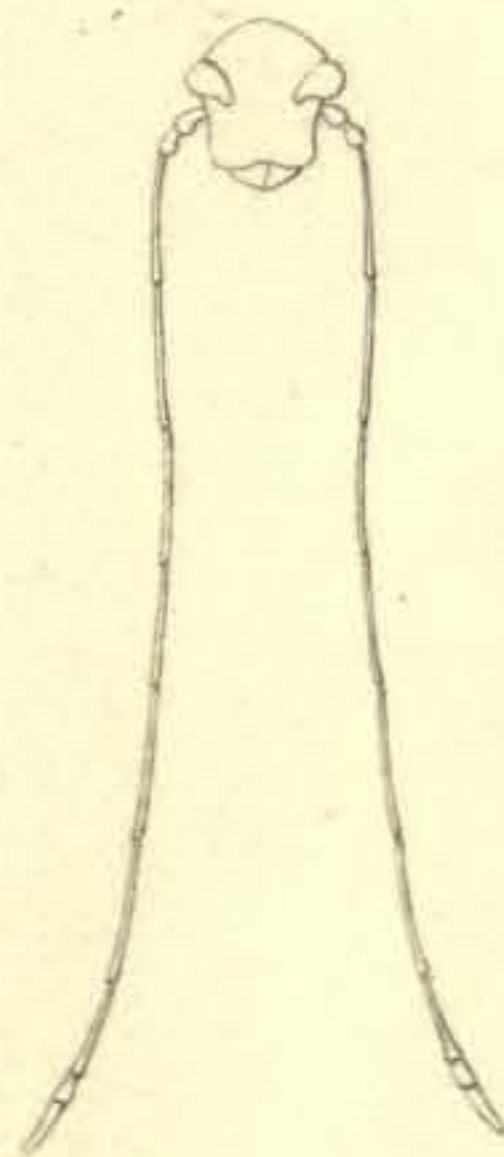
ZYGÆNODES




DIPIEZA



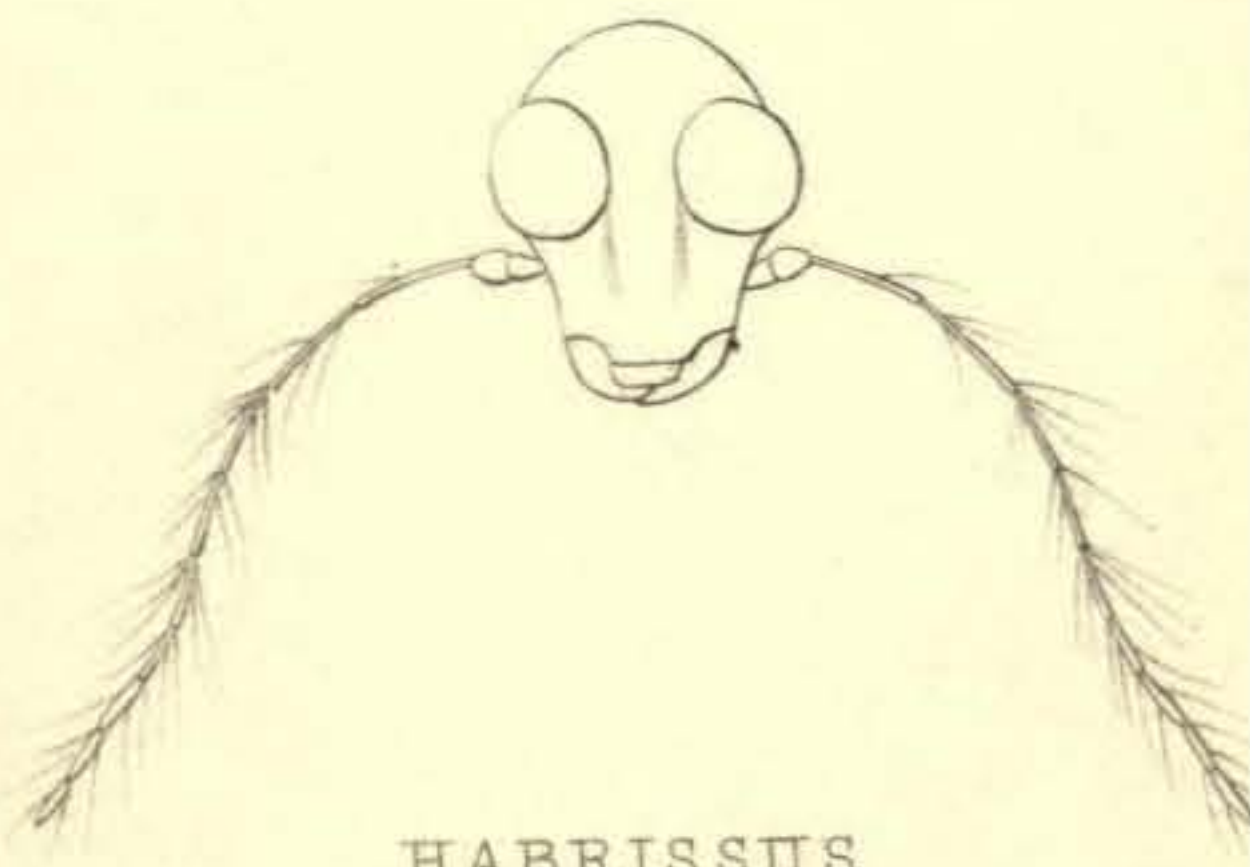
PENESTICA



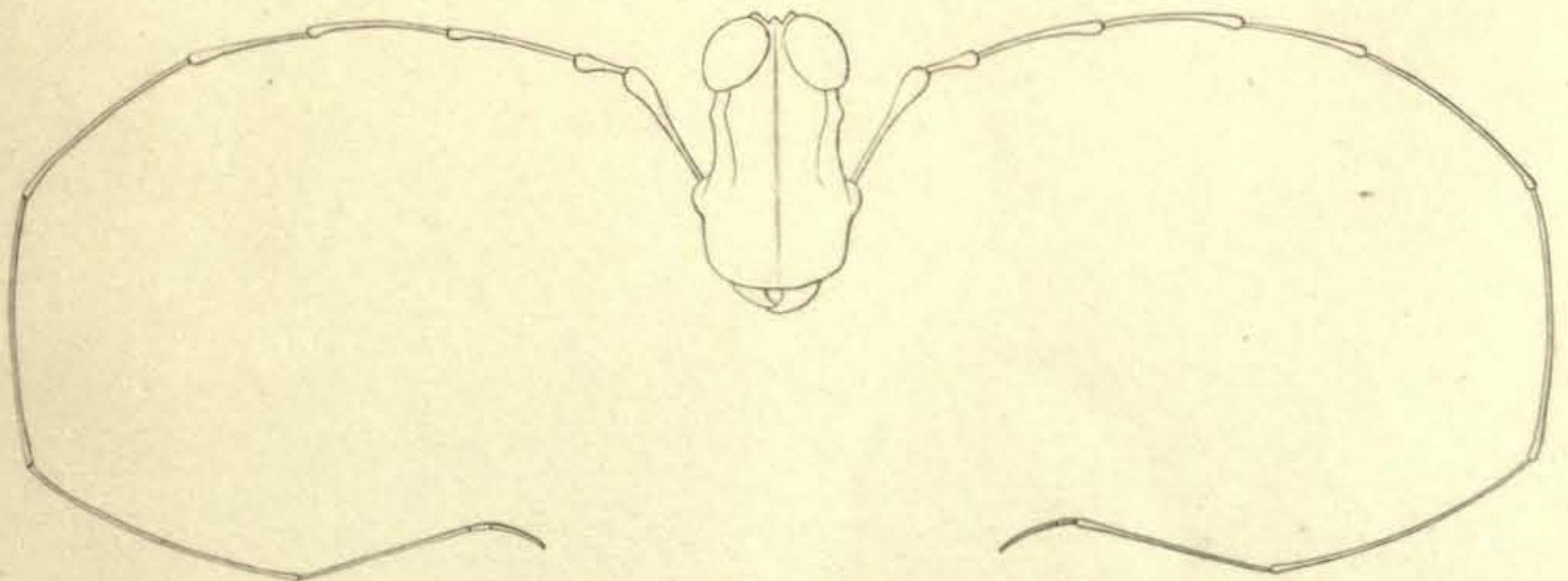
EXILLIS



NERTHOMMA



HABRISSUS



CEDUS

The nearest analogy I am aware of for what occurs in *Pyrosoma* is the process of development of the embryo observed by Kölliker in *Ascaris dentata* and in *Cucullanus elegans*, where the yelk is a nearly clear fluid, which undergoes no segmentation, but merely serves to suspend the embryo-cells. These embryo-cells are, however, according to Kölliker, new products arising totally independently of the germinal vesicle; so that, if this be the case, there is a fundamental difference between the two processes—quite apart from the fact that, in the worms, there is a vitelline membrane, and that the representative of the ovisac plays no such part as in *Pyrosoma*. Indeed, in this respect the development of *Pyrosoma* appears to be unique, as our present knowledge stands; though I strongly suspect that the development of *Salpa* will some day be found to be very similar. No one of the many observers of the *Salpæ* (Krohn, Vogt, myself, Leuckart) have seen yelk-division in these animals; and the passage of the embryo into the atrium appears to be effected in them in essentially the same manner as in *Pyrosoma*.

On the other hand, although there is not an exact identity, it must be admitted that there is a very close analogy between the changes undergone by the ovisac of *Pyrosoma* and that through which the ovum of a bird passes, if we consider the vitelline membrane (*i. e.* what is ordinarily regarded as such) of the bird's egg to represent the tunica propria of the ovisac of *Pyrosoma*.

VI.—On some new *Anthribidæ*.

By FRANCIS P. PASCOE, F.L.S. &c.

[With two Plates.]

[Concluded from vol. iv. p. 439.]

Xenocerus equestris.

X. niger; capite prothoraceque albo-lineatis; elytris sutura (apice excepto), fascia postica, vittaque basali albo-tomentosis.

Hab. Aru.

Elongate, tomentose, dull black; a white stripe, commencing at the apex of the rostrum on each side, divides beneath the eye, one branch, proceeding over its upper margin, is continued along the lateral border of the prothorax to the elytron, where, gradually tapering to a point, it terminates at rather more than half its length, the inferior branch, passing beneath the eye (which has thus a nearly complete border of white encircling it), joins the great mass of pure flake-white, which occupies the whole of the under surface except the pro- and mesosterna; another stripe, commencing between the eyes, passes along the centre of the prothorax, the scutellum, and suture, to near the declivity at

the apex of the elytra, where it divides and passes directly across to the external margin on each side; antennæ of the male between three and four times the length of the body, black; legs black, with a sparse whitish pubescence; tarsi ashy, the penultimate joint entirely, and the apices only of the others black. Allied to *X. saperdoides*, Germ. Length 7 lines.

Xenocerus deletus.

X. piceus, cervino-tomentosus; capite prothoraceque obscure albido-trivittatis; elytris linea curvata basali fasciaque pone medium albidis.

Hab. Borneo.

Pitchy, with a short reddish-grey pubescence; from the apex of the rostrum on each side a greyish-white line passes to the eye, and along its upper margin to the vertex, where it shades away to a short central line in front; prothorax with three greyish-white stripes; elytra finely punctato-striate, the base of each with a strongly curved line from the shoulders to the suture, and a fascia behind the middle, the anterior portion of which curves upwards on the suture, greyish-white; antennæ in the male two or three times the length of the body, black, with the fourth and fifth joints ashy at the base; legs black; first, second, and fourth tarsal joints ashy at the base; under surface greyish white; pro- and mesosterna black. Length 6 lines.

Xenocerus fimbriatus.

X. niger, parce griseo-pubescent; prothoracis disco nitido; antennarum articulo secundo apice fimbriato.

Hab. Borneo.

Elongate, black; crown of the head and disk of the prothorax smooth, shining; sides of the latter, rostrum, and line over the eyes, with a thin greyish pubescence; elytra strongly punctured in rather coarse rows, and covered with a sparse, greyish or somewhat fulvous pubescence, with a few obscure spots of lighter colour; antennæ of the male about twice the length of the body, black, the second joint fringed with crisp curved hairs at the apex; legs black, base of the last tarsal joint ashy; beneath black, the abdomen with greyish hairs. Length 7 lines.

Xenocerus variabilis.

X. angustior, luteus, cervino-tomentosus; prothorace nigro quadrivittato; elytris nigro-subtessellatis; antennarum articulo quinto apice fimbriato.

Hab. Borneo.

Rather narrow, yellowish brown, with a short reddish-grey tomentum varied with ashy; disk of the prothorax clouded with

ashy, on each side two black stripes; elytra finely punctato-striate, spotted with black, the spots nearest the scutellum, and again near the apex, more or less connected, the third and seventh interstices ashy; antennæ compressed, half as long again as the body, black, the fifth joint fringed with short crisp hairs at its apex beneath, the eighth white, except on one side; legs reddish grey; tarsi black, varied with ashy; beneath with a coarse yellowish-grey tomentum. Length 5 lines.

A variable species in regard to colour, the stripes on the prothorax being sometimes represented by spots, or the spots on the elytra nearly altogether unconnected. The antennæ also vary considerably in length.

CEDUS.

Head narrowed in front; the rostrum large, flat, suddenly expanded below, the apex entire. Antennæ three or four times the length of the body, arising from an irregular cavity directly over the expansion of the rostrum; the first joint long, swollen at the apex; the second much shorter; the third as long as the first; the remainder to the eighth gradually increasing in length; the last three shorter, not forming a club. Eyes approximate, large, round, entire, occupying the upper part of the head. Labrum very small. Mandibles short. Palpi slender, pointed. Prothorax short, very transverse, subdepressed, the carina somewhat distant from the base, strongly curved and slightly hooked at the sides. Scutellum small, subquadrate. Elytra short, widest at the base. Legs of moderate length; the first tarsal joint elongate. Mesosternum short, very transverse.

Cedus tuberculatus.

C. ovatus, nigro-tomentosus; elytris purpurascenti-nigro-variis, singulis basi tuberculatis.

Hab. Singapore.

Ovate, covered with a dense black tomentum; head between the eyes slightly grooved; rostrum finely granulated, with a central costa descending to the apex, and two short lateral ones below the eye; prothorax irregular, with a few small reddish-orange spots; scutellum reddish orange; elytra very short, brownish black, varied with dull purplish brown, a reddish-orange spot at the side and a large elevated tubercle at the base of each near the scutellum; antennæ reddish brown, the apical half of the eighth joint and the whole of the ninth, except at the apex, white; legs black, the anterior and posterior tibiæ and tarsi varied with pale red; beneath black, with a thin silvery pubescence. Length $3\frac{1}{2}$ lines.

Cedus tuberculatus is a MS. name of Mr. Waterhouse's, by which this species has been long known in collections.

Cedus guttatus.

C. subovatus, anthracinus, tenuiter pubescens; rostro albo; prothorace elytrisque cinereo-guttatis.

Hab. Borneo.

Subovate, bluish black, smooth, finely pubescent; head with a central striga commencing on the vertex, but not descending to the apex of the rostrum, with two short lateral ones below the eye; the rostrum in front covered with a dense white pubescence; prothorax with a semicircular groove on its disk, and several distinct ashy specks; elytra subdepressed, smooth, gradually narrower towards the apex, with numerous ashy spots; antennæ entirely black, except the last joint, which is white; legs black varied with ashy; beneath with a dense silvery-white pubescence. Length 4 lines.

BYASTUS.

Head large, gradually dilating below the eyes; the rostrum very broad and long, a little concave in front, suddenly expanded at the side near the middle; the apex entire. Antennæ shorter than the body, arising from a punctiform cavity in the angle formed by the expansion of the rostrum; the first joint much longer than the second, the third longest, their apices tumid, the remainder short and incrassate, the last three forming a narrow, fusiform club. Eyes subapproximate, round, entire, occupying the upper part of the head. Mandibles short, stout. Labrum small, narrow. Palpi slender. Prothorax transverse, a little narrower anteriorly, the carina somewhat distant from the base, strongly curved at the flexure. Elytra subdepressed, slightly rounded at the sides. Legs of moderate length; first tarsal joint elongate.

Byastus cephalotes.

B. ovatus, nigro-tomentosus; fascia obliqua suboculari elytrisque maculis ochraceis ornatis; antennis pedibusque ferrugineo-annulatis.

Hab. Borneo.

Ovate, covered with a dense black tomentum; rostrum thinly pubescent, with a central straight and three curved strigæ on each side, and a short, oblique ochraceous band beneath the eye; prothorax with two or three obscure ochraceous spots at the base; elytra obscurely punctato-striate, with a large basal subtriangular patch and a few round spots ochraceous; the striæ, principally near the base and at the sides, faintly speckled with

the same colour; femora and body beneath black; tibiæ, tarsi, and antennæ varied with brownish red. Length 2 lines. British Museum.

PROTÆDUS.

Head small, broad and rounded in front, slightly narrowed below the eyes; rostrum very short, concave anteriorly, and contracted at the apex. Antennæ much longer than the body, arising from a large round cavity immediately beneath and a little in front of the eye; the first joint large and inflated, the second short; the club of three narrow, interrupted joints. Eyes small, remote, round, entire. Mandibles short. Labrum rather large. Palpi slender. Prothorax convex, rounded anteriorly, as wide as the elytra at the base; the carina basal, forming a sharp angle at its flexure, and continued to the anterior border of the prothorax. Elytra convex, slightly gibbous at the base. Legs of moderate length; first tarsal joint elongate.

Protædus mærens.

P. elongato-ovalis, nigro-tomentosus; capite antice prothoracisque lateribus albis; elytris albo-guttatis.

Hab. Batchian (Moluccas).

Elongate-oval, covered with a dull black tomentum; head between the eyes, a narrow stripe above the eyes, rostrum and sides of the prothorax white; elytra punctato-striate, the alternate interstices spotted with white, the base with a slight tinge of greyish; antennæ and legs ferruginous brown; pygidium with a sparse white pubescence; mandibles, eyes, and body beneath black. Length 2 lines.

The male has the antennæ longer than the female, and all the joints from the fifth or sixth are nearly or quite as thick as the club itself; in the female the funiculus is of the normal slender form, except that the basal joint preserves the same character as in the male, but is a trifle narrower. It is to allow full scope to the movement of this joint that the anterior margin of the antennal groove is so expanded as to cause the concavity in front of the rostrum described in the generic character.

HYPSEUS.

Head broad in front, contracted below the eyes; rostrum very short, convex, rounded below, the apex entire. Antennæ short, arising from a deep groove below the eye, the first two joints tumid, the last three ovate, forming a broad flat interrupted club. Eyes remote, prominent, obliquely oblong, entire. Labrum transverse. Palpi rather stout. Prothorax subquadrate, a little narrowed in front; the carina distant from the base,

arching forwards, dividing at the side into two diverging branches, the posterior terminating at the prothoracic angle, the anterior continued to about two-thirds the length of the prothorax. Scutellum small, round. Elytra subconvex, parallel. Legs of moderate length; the first tarsal joint shorter than the rest together.

Hypseus fascicularis.

H. elongato-ovalis, piceus, vario-fusco-tomentosus; elytris fasciculatis, pone medium in singulis macula griseo-alba ornatis.

Hab. Borneo.

Elongate-oval, pitchy, tomentose; general colour dark brown, obscurely varied with lighter shades of the same colour; on the prothorax a dark crescent-shaped mark, interrupted in the middle, and two others behind; elytra obscurely punctato-striate, four dark fascicles of hairs placed longitudinally on each, the first at the base on a slight callosity, behind the middle fascicle an oblique dull-whitish spot; when viewed with the head towards the observer, each alternate interstice at the base is found to be obscurely spotted with white, and the other interstices have a slight tinge of yellowish brown; antennæ brown, the two basal joints testaceous red; legs dark brown, varied with ferruginous. Length 2 lines.

ETHNECA.

Head small, rather narrow; rostrum moderately long, slightly contracted in the middle, dilated below; the apex subemarginate. Antennæ short, arising from a shallow groove near the apex; the first two joints subequal, tumid; the third longest; the last three forming a short compact club. Eyes lateral, round, entire. Labrum subquadrate. Maxillary palpi rather robust, subacuminate; the labial slender. Prothorax subconic, convex; the carina rather distant from the base, but approaching the posterior angle at the side, and terminating in a slight curve. Scutellum subquadrate. Elytra short, wider than the prothorax, its sides rounded. Legs rather short, stout; the first tarsal joint wider than the rest, and produced at the apex on each side. Mesosternum rounded posteriorly.

Ethneca Bakewellii.

E. ovata, picea, nigro-tomentosa, fulvo-maculata; rostro medio longitudinaliter impresso.

Hab. Australia (Melbourne).

Ovate, pitchy, with a brownish-black tomentum and greyish-yellow hairs thinly interspersed; rostrum with a broad shallow longitudinal impression in the middle; scutellum fulvous; ely-

tra strongly punctato-striate, the alternate interstices tessellated with deep black and fulvous; antennæ fulvous, apices of the joints and club dark brown; legs dark brown, the tibiæ and tarsi varied with greyish; beneath pitchy black, with a very slight greyish pile. Length 3 lines,

Named after Robert Bakewell, Esq., of St. John's Wood, the possessor of a large collection of Australian insects, who first (and I believe it was the only time) took several individuals of this species near Melbourne. I am also indebted to him for the opportunity of describing the next very remarkable genus. There are two more *Anthribidæ* in his collection, one related to *Tropideres*, the other an *Aræcerus* (perhaps *A. sambucinus*, M'Leay), both from Melbourne; but as they are single specimens, and very small and obscure, I hesitate to describe them at present as new. These bring up the number of Australian species* known to me to about ten. Although many more doubtless remain to be discovered, the poverty of this family in Australia is strongly contrasted with its abundance in the Indian islands: even the neighbouring land of New Guinea yielded forty-five species to Mr. Wallace during his short visit, notwithstanding that his researches were confined to the very narrowest limits, not ranging over, I believe, more than a square mile of the country around the half settlement of Dorey.

GENETHILA.

Head rather broad in front, slightly contracted below the eyes; the rostrum stout, the sides nearly parallel, the apex deeply emarginate. Antennæ short, arising from a deep groove at the side near the apex; the first joint short, almost hidden in the groove; the second tumid, and longer than the third; the last three forming a stout compact club. Eyes distant, lateral, nearly round, entire. Labrum descending to the outer margin of the mandibles when closed. Maxillary palpi rather stout, the terminal joint conical; the labial slender, pointed. Prothorax elongate, arched above, narrowed anteriorly, the sides slightly rounded, the carina basal, terminating in a slight hook at the side. Scutellum ovate. Elytra wider than the prothorax, elongate, subparallel, truncate at the apex. Legs of moderate length; coxæ of the middle pair subapproximate; the four anterior tarsi longer than the posterior, the first joint nearly as long as the rest together.

In habit and coloration very similar to *Ancylotropis*, Jekel, but differs in the short antennæ, the stout club, the thick broad

* Tasmania is excluded. *Anthribus griseus*, Fab., and *Cratoparis ceratoderes*, Sch., are too doubtful to be included among Australian insects.

rostrum, &c. A second species of *Ancylotropis* is found at Amboyna.

Genethila retusa.

G. oblonga, picea, griseo-tomentosa; scutello maculaque laterali elytrorum albescentibus.

Hab. Moreton Bay.

Oblong, pitchy, with a thin greyish tomentum; rostrum with a depressed longitudinal line in the centre; prothorax with two oblique impressed lines, forming a V-shaped mark on its disc; elytra punctato-striate, wider than the prothorax at its base, slightly dilated towards the apex, then suddenly and perpendicularly truncate, the truncated portion of each with two tubercles clothed with fulvous hairs; near the shoulder on each side, but extending behind the middle, an obscure whitish subtriangular patch, and at the base two rows of small blackish spots; antennæ and legs dull yellowish brown; eyes black; head and thorax beneath pitchy, punctured. Length 3 lines.

PHÆOCHROTES.

Head broad in front, contracted below the eyes; rostrum of moderate length, slightly dilated towards the apex, which is entire. Antennæ shorter than the body, arising from a longitudinal cavity above the apex; the first two joints short, scarcely thicker than the third, the rest gradually dilating at their apices to the eighth, which is broadly triangular; the last three forming a stout, ovate, compact club. Eyes large, remote, lateral, round, entire. Mandibles rather long. Labrum small, rounded below. Palpi slender, acuminate. Prothorax slightly depressed, narrowed anteriorly, the carina subbasal, strongly curved at the side. Elytra short, subdepressed, covering the pygidium. Legs of moderate length; first tarsal joint elongate.

Phæochrotes porcellus.

P. subovatus, piceus, parce griseo-tomentosus, obsolete fusco-maculatus.

Hab. Macassar.

Subovate, slightly depressed, pitchy brown, sparingly covered with a short, coarse, greyish tomentum, varied on the head and prothorax with a few indistinct brownish patches; elytra punctato-striate; antennæ at the base ferruginous, darker at the apices of the joints, the last four or five entirely brown; body beneath and legs dark brown, bases of the tibiæ reddish ferruginous. Length $1\frac{1}{4}$ line.

NERTHOMMA.

Head rather small, subquadrate; rostrum short, slightly pro.

duced, subemarginate. Antennæ scarcely longer than the body, arising from a round cavity beneath the eye; the first two joints short, tumid, third to the eighth linear-elongate, the last three forming a slender interrupted club. Eyes large, approximate, widely emarginate below. Palpi stout, subacuminate. Prothorax subquadrate, a little convex; carina rather distant from the base, terminating in a very slight curve at the side. Elytra moderately convex, the sides slightly rounded. Legs of moderate length, the first tarsal joint longer than the rest together.

Nerthomma stictica.

N. oblongo-ovata, tomentosa, brunnea, griseo-varia; elytris punctato-striatis, maculis griseis ornatis.

Hab. Borneo.

Oblong ovate, with a reddish-brown tomentum, varied on the prothorax with grey, so as to form a large central, and on each side three smaller ovate patches of reddish-brown; elytra punctato-striate, the base and several oblong spots on the alternate interstices grey; antennæ and legs dark brown; basal joints of the former, and eyes, yellowish brown; body beneath with a dark greyish silky pubescence. Length $2\frac{1}{2}$ lines.

EXILLIS.

Head small, subquadrate; rostrum short, rounded below, the apex entire. Antennæ very long, arising from a broad cavity immediately beneath the eye; the first two joints very short and tumid, the third to the eighth linear-elongate, subequal; the ninth shorter than the eighth, its apex and the tenth and eleventh joints forming a short slender club. Eyes distant, prominent, obliquely reniform. Prothorax subquadrate, rather convex, the carina nearly basal, terminating in a short curve at the side. Elytra short, the sides slightly rounded. Legs of moderate length, the first tarsal joint longer than the rest together.

Exillis longicornis.

E. ovatus, brunneus, subsericeo-griseo-tomentosus; antennis basi, pedibusque rufis.

Hab. Borneo.

Ovate, reddish brown, with a sparse silky greyish tomentum; elytra slightly striated; first three joints of the antennæ yellowish red, the rest dark brown; eyes and mandibles black; legs yellowish red, the tarsi darker. Length $1\frac{1}{4}$ line.

Mecocerus Wallacei.

M. fuscus, cinereo-irroratus; elytrorum dimidio apicali rufo-brunneo; antennis maris corpore duplo longioribus.

Hab. Borneo.

Finely tomentose, dark brown, sprinkled with ashy; rostrum

with a sparse greyish pubescence, and three strongly-marked costæ; disc of the prothorax with two slight impressions, one behind the other; elytra faintly punctato-striate, the posterior half reddish brown, and less spotted than the anterior portion; legs black varied with ashy, the bases of the first and last tarsal joints white; antennæ of the male twice as long as the body, black; beneath with a pale ashy pubescence. Length 7 lines.

Mecocerus simulator.

M. griseo-fuscus, cinereo-varius; elytris rufo-brunneis cinereo-maculatis; antennis maris vix corpore longioribus.

Hab. Borneo.

Finely tomentose, greyish brown varied with ashy; rostrum with a sparse greyish pubescence, and three strongly-marked costæ, the lateral one interrupted near the apex; prothorax with a slight impression on each side anteriorly; elytra punctato-striate, reddish brown, sparingly spotted with grey, a small tubercle on each posteriorly; legs black, one or two spots on the tibiæ and the first and last tarsal joints white at their bases; antennæ of the male only a little longer than the body; beneath with a pale greyish pubescence. Length 5 lines.

These two species are related to *M. disparipes*, Imh.; and the males appear to have the thorax unarmed. The *Macrocephalus variegatus* of Olivier, which Schönherr, not having seen it, referred to his genus *Ptychoderes*, appears to me to belong undoubtedly to *Mecocerus*. It is from Amboyna.

MYCTEIS.

Head narrow; rostrum long, contracted in the middle, gradually dilated below, the apex entire. Antennæ short, arising from an oblong shallow groove midway between the eye and root of the mandible; the first joint longer than the second, tumid, the rest of the funiculus slender; the club moderately thick; the joints attenuated at the base. Eyes approximate, round, entire. Labrum short, transverse. Mandibles long, strongly toothed. Palpi elongate, stout, subacuminate. Prothorax transverse, narrowed anteriorly, the sides slightly rounded, the carina subbasal, curved directly forward at the side. Scutellum transverse, subtriangular. Elytra widest at the base. Legs of moderate length, the anterior longest; the first tarsal joint longer than the rest together. Mesosternum short, transverse.

Mycteis marginicollis.

M. subovatus, fusco-tomentosus; prothoracis lateribus late albo-marginatis, marginibus antice connexis.

Hab. Philippine Islands (Manilla?).

Subovate, covered with a short dense tomentum; head and

prothorax dark brown; on each side of the latter a broad white stripe, which, meeting anteriorly, is continued between the eyes; rostrum coarsely punctured; elytra slightly gibbous at the base, regularly punctured, dark brown, the alternate interstices obscurely spotted with fulvous brown; body beneath, antennæ and legs dull black; the tibiæ faintly annulated with white. Length 5 lines.

Mycteis frenatus.

M. subellipticus, griseo-fuscus; capite prothoraceque utrinque flavescente-vittatis.

Hab. Borneo.

Subelliptic, with a thin greyish-brown tomentum; rostrum coarsely punctured; a narrow yellowish stripe over each eye, extending obliquely backwards on the sides of the prothorax; elytra slightly gibbous at the base, punctato-striate, two or three of the alternate interstices in the middle of each slightly elevated and obscurely spotted with darker brown; body beneath, legs, and antennæ pale greyish brown. Length 4 lines.

Litocerus torosus.

L. subovatus, niger, prothorace elytrisque maculis, his plaga irregulari basali, tibiisque medio, rufo-cinerascentibus.

Hab. Borneo.

Subovate, black; disk of the prothorax with a transverse impressed line; head, spots on the prothorax (about twelve) and elytra, and on the latter a large irregular basal patch with a complicated and probably varying outline, and the middle of all the tibiæ pale reddish ashy; beneath brown, with a thin greyish pile. Length $3\frac{1}{2}$ lines.

Litocerus pictus.

L. elongato-ovatus, fulvus; elytris antice maculis oblongis subconjunctis, postice fascia irregulari fuscis ornatis; tibiis quatuor posterioribus apice nigris.

Hab. Borneo.

Elongate-ovate, fulvous yellow; four stripes on the prothorax and four or five oblong spots on the elytra, which are more or less connected with each other longitudinally and with a broad irregular band behind, dark brown; the large fulvous patch at the apex, which is rounded anteriorly by the curvature of the band, with sometimes a small spot in its centre; antennæ brown, more than half the length of the body; eyes black; mandibles pitchy; legs pale fulvous, the apices of the four posterior tibiæ and the upper part of the posterior femora dark brown; beneath silky, grey. Length $3\frac{1}{2}$ lines.

Litocerus litigiosus.

L. ovatus, niger; prothorace utrinque flavescente vittato; elytris maculis parvis flavescensibus ornatis; tarsorum articulo primo, basi excepta, flavescente.

Hab. Dorey.

Ovate, black; prothorax with a transversely impressed line interrupted in the middle, and a broad yellowish stripe on each side; elytra punctato-striate, with a few small scattered isolated yellowish spots, one larger than the rest, common to both elytra, near the scutellum; antennæ about half the length of the body, black, the funiculus rather stout, the two basal joints and bases of the fourth to the seventh, testaceous red; legs black, four posterior tibiæ in the middle and first joint of all the tarsi, except at the base, yellowish; beneath dark umber-brown. Length 3 lines.

Litocerus perplexus.

L. oblongo-ovatus, fuscus; prothoracis disco cruciatim rufo-cinerascente maculata, lateribus sub-bivittatis; elytris flavescensibus, antice fusco-maculatis, postice subundulatis; tarsorum articulo primo fusco.

Hab. Dorey.

Oblong-ovate, dark brown; prothorax with a reddish-ashy central stripe, and a transversely impressed line spotted at each end, together forming a cross-shaped mark, the sides also dull yellow, with an irregular brown line dividing it into two unequal stripes; elytra reddish ashy intimately mingled with brown, at the base assuming the form of spots, but posteriorly of waved bands interrupted at the suture near the apex; antennæ more than half the length of the body, the funiculus slender, testaceous yellow, the club brown; legs brown, tibiæ at the base and the three terminal joints of the tarsi dull testaceous. Length $3\frac{1}{2}$ lines.

Litocerus divergens.

L. oblongo-ovatus, ater; prothorace vittis tribus, elytris singulis duabus una externa una suturali (medio divergente) grisescensibus.

Hab. Macassar.

Oblong-ovate, tomentose, black; head, sides of the rostrum, three stripes on the prothorax, and two on each elytron, one commencing at the angle of the shoulder and continued round to near the apex, the other behind the scutellum close to the suture, but soon diverging towards the centre, then again approaching and becoming sutural to the apex, pale greyish; antennæ less than half the length of the body, the funiculus pale, the club dark brown; legs dark brown, the femora ferru-

ginous, the tarsi short, clothed above with a greyish pile; beneath dull black. Length $3\frac{1}{4}$ lines.

Litocerus marginellus.

L. ovatus, ater; prothorace vittis tribus, elytrisque singulis duabus, una externa una suturali, lineisque duabus basalibus grisescens.

Hab. Macassar.

Ovate, tomentose, black; prothorax broader than long, with a transverse impressed line on its disk; head, sides of the rostrum, three stripes on the prothorax, and two on each elytron, one commencing at the shoulder and continued to near the apex, the other behind the scutellum and extended the whole length of the suture, and two narrow parallel lines at the base, pale greyish; antennæ scarcely extending beyond the base of the prothorax; legs dark brown, femora ferruginous at the base, tarsi short; beneath brown, with a greyish pile. Length $2\frac{1}{2}$ lines.

Litocerus passerinus.

L. oblongo-ovatus, grisescens; rostro argentato; prothoracis disco fusco griseo-cruciato, lateribus subbivittatis; elytris maculis lineisque curvatis fuscis; antennarum funiculo pedibusque testaceis.

Hab. Borneo.

Oblong-ovate, tomentose, greyish; prothorax brown, with an impressed transverse line and a central stripe forming a greyish cruciform mark, the side also greyish, but partially divided into two stripes by an irregular patch; elytra greyish fawn, spotted and marked with curved lines of brown at the base, sides, and sutural margin; funiculus of the antennæ and legs testaceous, club of the former dark brown; beneath greyish brown. Length 2 lines.

All the *Litoceri* described in this paper have been selected from a large number of specimens; and, after repeated examinations, I have seen none that can be considered intermediate or doubtful; it will be, however, as well to recollect that the coloration of individuals of the same species varies considerably,—isolated spots in one specimen, for instance, becoming, by their connexion, bands or stripes in others; and, again, the spot may disappear or be reduced to a line or point, and a complication is the result, which differs in that respect very widely, perhaps, from the description.

Anthribus Wallacei.

A. oblongo-ovatus, piceus, dense tomentosus, rufo-fuscus; protho-

race transverse trituberculato; elytris punctato-striatis, singulis trifasciculatis.

Hab. Aru.

Oblong-ovate, pitchy, covered with a dense reddish-brown tomentum; prothorax with three transversely placed tubercles on the middle of its disk; elytra strongly punctato-striate, the alternate interstices dark brown, with a few white hairs dispersed in spots, the third interstice from the suture with three dense fascicles of dark-brown hairs; eyes, mandibles, and antennæ black, the latter with their joints from the fourth to the eighth white at the apex, the ninth entirely white, except at its apex; legs and beneath brown varied with greyish. Length 8 lines.

The preceding notes having been extended to beyond what was originally contemplated, the species described have been placed without any regard to their natural affinities: there are still, however, many forms, particularly in the extensive private collections of Mr. Wallace, quite as remarkable as any yet published, besides a number of species referable to genera which I have here sought to establish*.

The following are represented on the two Plates :—

PLATE I. *Hucus melanostoma*, *Mycteis marginicollis*, *Ethneca Bakewellii*, *Plintheria luctuosa*, *Nessia didyma*, *Esocus lachrymans*, *Dysnos auricomus*, *Apatenia viduata*, *Misthosima mera*, *Hypseus fascicularis*, *Phæochrotes porcellus*, *Eczesaris atomaria*, *Phaulimia ephippiata*, *Genethila retusa*.

PLATE II. *Apolecta parvula* (Thomson), *Byastus cephalotes*, *Protædus mærens*, *Zygænodes Wollastoni*, *Dipieza Waterhousei*, *Nerthomma stictica*, *Exillis longicornis*, *Penestica inepta*, *Habrisus pilicornis*, and *Cedus tuberculatus*.

PROCEEDINGS OF LEARNED SOCIETIES.

ZOOLOGICAL SOCIETY.

January 25, 1859.—E. W. H. Holdsworth, Esq., F.L.S., in the Chair.

ON A SPECIES OF EOLIS, AND ALSO A SPECIES OF LOMANOTUS NEW TO SCIENCE; WITH THE DESCRIPTION OF A SPECIMEN OF EOLIS CÆRULEA OF MONTAGU. BY WILLIAM THOMPSON.

My dredging labours in Weymouth Bay have again been rewarded by the acquisition of two new species of the Nudibranchs, and by the rediscovery of one of Montagu's lost species. This last acqui-

* One of these (*Nessia*) may possibly be synonymous with *Dendropemon*, Schön., founded on a rare Fabrician insect from Sumatra, which I have not seen.

The following text is generated from uncorrected OCR.

[Begin Page: S. 3, V. 5, Pl. I]

SS OCTJS

"NESS IA

D T S I T O S

APATENIA

E C Z E S A H I S

-ENET

[Begin Page: Blank]

[Begin Page: S. 3, V. 5, Pl. II]

Ann. 8cMag.Nab.Hist. S. 3. Yol. 5, Pl . II .

NERTHOMMA

HABRISSTTS

[Begin Page: Blank]

[Begin Page: Page 35]

I

Mr. F. P. Pascoe on some new Anthribida. 35

The nearest analogy I am aware of for what occurs in Pyrosoma is the process of development of the embryo observed by Kolliker in *Ascaris dentata* and in *Cucullanus elegans*, where the yolk is a nearly clear fluid, which undergoes no segmentation, but merely serves to suspend the embryo-cells. These embryo-cells are, however, according to Kolliker, new products arising totally independently of the germinal vesicle ; so that, if this be the case, there is a fundamental difference between the two processes quite apart from the fact that, in the worms, there is a vitelline membrane, and that the representative of the ovisac plays no such part as in Pyrosoma. Indeed, in this respect the development of Pyrosoma appears to be unique, as our present knowledge stands ; though I strongly suspect that the development of *Salpa* will some day be found to be very similar. No one of the many observers of the *Salpa* (Krohn, Vogt, myself, Leuckart) have seen yolk-division in these animals; and the passage of the embryo into the atrium appears to be effected in

them in essentially the same manner as in *Pyrosoma*.

On the other hand, although there is not an exact identity, it must be admitted that there is a very close analogy between the changes undergone by the ovisac of *Pyrosoma* and that through which the ovum of a bird passes, if we consider the vitelline membrane (*. e. what is ordinarily regarded as such) of the bird's egg to represent the tunica propria of the ovisac of *Pyrosoma*.

VI. On some new Anthribidce.

By FRANCIS P. PASCOE, F.L.S. &c.

[With two Plates.]

[Concluded from vol. iv. p. 439.]

Xenocerus equestris.

X. niger ; capite prothoraceque albo-lineatis ; elytris sutura (apice

excepto), fascia postica, vittaque basali albo-tomentosis.

Hob. Aru.

Elongate, tomentose, dull black ; a white stripe, commencing at the apex of the rostrum on each side, divides beneath the eye, one branch, proceeding over its upper margin, is continued along the lateral border of the prothorax to the elytron, where, gradually tapering to a point, it terminates at rather more than half its length, the inferior branch, passing beneath the eye (which

has thus a nearly complete border of white encircling it), joins the great mass of pure flake-white, which occupies the whole of the under surface except the pro- and mesosterna ; another stripe, commencing between the eyes, passes along the centre of the prothorax, the scutellum, and suture, to near the declivity at

3*

[Begin Page: Page 36]

36 Mr. F. P. Pascoe on some new Anthribida.

the apex of the elytra, where it divides and passes directly across to the external margin on each side; antennre of the male between three and four times the length of the body, black ; legs black, with a sparse whitish pubescence ; tarsi ashy, the penultimate joint entirely, and the apices only of the others black.

Allied to *X. saperdoides*, Germ. Length 7 lines.

Xenocews deletus.

X. piceus, cervino-tomentosus ; capite prothoraceque obscure albido-trivittatis ; elytris linea curvata basali fasciaque pone medium albidis.

Hob. Borneo.

Pitchy, with a short reddish-grey pubescence ; from the apex of the rostrum on each side a greyish-white line passes to the eye,

and along its upper margin to the vertex, where it shades away to a short central line in front ; prothorax with three greyish-white stripes ; elytra finely punctato-striate, the base of each with a strongly curved line from the shoulders to the suture, and a fascia behind the middle, the anterior portion of which curves upwards on the suture, greyish-white ; antennae in the male two or three times the length of the body, black, with the fourth and fifth joints ashy at the base ; legs black ; first, second, and fourth tarsal joints ashy at the base; under surface greyish white ; pro- and mesosterna black. Length 6 lines.

Xenocerus fimbriatus.

X. niger, parce griseo-pubescent ; prothoracis disco nitido ; antennarum articulo secundo apice fimbriato.

Hab. Borneo.

Elongate, black; crown of the head and disk of the prothorax smooth, shining; sides of the latter, rostrum, and line over the eyes, with a thin greyish pubescence ; elytra strongly punctured in rather coarse rows, and covered with a sparse, greyish or somewhat fulvous pubescence, with a few obscure spots of lighter colour ; antennae of the male about twice the length of the body, black, the second joint fringed with crisp curved hairs at the apex; legs black, base of the last tarsal joint ashy; beneath black, the abdomen with greyish hairs. Length 7 lines.

Xenocerus variabilis.

X. angustior, luteus, cervino-tomentosus ; prothorace nigro quadri-vittato ; elytris nigro-subtessellatis ; antennarum articulo quinto apice fimbriato.

Hab. Borneo.

Rather narrow, yellowish brown, with a short reddish-grey tomentum varied with ashy ; disk of the prothorax clouded with

[Begin Page: Page 37]

Mr. F. P. Pascoc on some new Anthribida. 37

ashy,, on each side two black stripes; elytra finely punctato-striate, spotted with black, the spots nearest the scutellum, and again near the apex, more or less connected, the third and seventh interstices ashy ; antennae compressed, half as long again as the body, black, the fifth joint fringed with short crisp hairs at its apex beneath, the eighth white, except on one side ; legs reddish grey ; tarsi black, varied with ashy ; beneath with a coarse yellowish-grey tomentum. Length 5 lines.

A variable species in regard to colour, the stripes on the prothorax being sometimes represented by spots, or the spots on the elytra nearly altogether unconnected. The antennae also vary considerably in length.

CEDUS.

Head narrowed in front ; the rostrum large, flat, suddenly expanded below, the apex entire. Antennae three or four times the length of the body, arising from an irregular cavity directly over the expansion of the rostrum ; the first joint long, swollen at the apex ; the second much shorter ; the third as long as the first ; the remainder to the eighth gradually increasing in length; the last three shorter, not forming a club. Eyes approximate, large, round, entire, occupying the upper part of the head. Labrum very small. Mandibles short. Palpi slender, pointed. Prothorax short, very transverse, subdepressed, the carina somewhat distant from the base, strongly curved and slightly hooked at the sides. Scutellum small, subquadrate. Elytra short, widest at the base. Legs of moderate length; the first tarsal joint elongate. Mesosternum short, very transverse.

Cedus tuberculatus.

C. ovatus, nigro-tomentosus ; elytris purpurascenti-nigro-variis, singulis basi tuberculatis.

Hab. Singapore.

Ovate, covered with a dense black tomentum ; head between the eyes slightly grooved; rostrum finely granulated, with a central costa descending to the apex, and two short lateral ones below the eye ; prothorax irregular, with a few small reddish-

orange spots; scutellum reddish orange; elytra very short, brownish black, varied with dull purplish brown, a reddish-orange spot at the side and a large elevated tubercle at the base of each near the scutellum ; antennae reddish brown, the apical half of the eighth joint and the whole of the ninth, except at the apex, white ; legs black, the anterior and posterior tibiae and tarsi varied with pale red ; beneath black, with a thin silvery pubescence. Length 3| lines.

[Begin Page: Page 38]

38 Mr. F. P. Pascoc on some new Anthribida.

Cedus tuber culatus is a MS. name of Mr. Waterhouse's, by which this species has been long known in collections.

Cedus guttatus.

C. subovatus, *anthracinus*, *tenuiter pubescens* ; *rostrum albo* ; *protho-*

race elytrisque cinereo-guttatis.

Hob. Borneo.

Subovate, bluish black, smooth, finely pubescent ; head with a central striga commencing on the vertex, but not descending to the apex of the rostrum, with two short lateral ones below the eye; the rostrum in front covered with a dense white pubescence; pro thorax with a semicircular groove on its disk, and

several distinct ashy specks ; elytra subdepressed, smooth, gradually narrower towards the apex, with numerous ashy spots ; antennae entirely black, except the last joint, which is white; legs black varied with ashy ; beneath with a dense silvery- white pubescence. Length 4 lines.

BYASTUS.

Head large, gradually dilating below the eyes ; the rostrum very broad and long, a little concave in front, suddenly expanded at the side near the middle ; the apex entire. Antennae shorter than the body, arising from a punctiform cavity in the angle formed by the expansion of the rostrum; the first joint much longer than the second, the third longest, their apices tumid, the remainder short and incrassate, the last three forming a narrow, fusiform club. Eyes subapproximate, round, entire, occupying the upper part of the head. Mandibles short, stout. Labrum small, narrow. Palpi slender. Prothorax transverse, a little narrower anteriorly, the carina somewhat distant from the base, strongly curved at the flexure. Elytra subdepressed, slightly rounded at the sides. Legs of moderate length ; first tarsal joint elongate.

Byastus cephalotes.

B. ovatus, nigro-tomentosus ; fascia obliqua suboculari elytrisque maculis ochraceis ornatis ; antennis pedibusque ferrugineo-annulatis.

Hab. Borneo.

Ovate, covered with a dense black tomentum ; rostrum thinly pubescent, with a central straight and three curved strigae on each side, and a short, oblique ochraceous band beneath the eye ; prothorax with two or three obscure ochraceous spots at the base ; elytra obscurely punctato-striate, with a large basal sub-triangular patch and a few round spots ochraceous ; the striae, principally near the base and at the sides, faintly speckled with

[Begin Page: Page 39]

Mr. F. P. Pascoe on some new Anthribida. 39

the same colour; femora and body beneath black ; tibiae, tarsi, and antenna varied with brownish red. Length 2 lines. British Museum.

PROTÆDUS.

Head small, broad and rounded in front, slightly narrowed below the eyes; rostrum very short, concave anteriorly, and contracted at the apex. Antennae much longer than the body, arising from a large round cavity immediately beneath and a little in front of the eye ; the first joint large and inflated, the second short ; the club of three narrow, interrupted joints. Eyes small, remote, round, entire. Mandibles short. Labrum rather

large. Palpi slender. Prothorax convex, rounded anteriorly, as wide as the elytra at the base ; the carina basal, forming a sharp angle at its flexure, and continued to the anterior border of the prothorax. Elytra convex, slightly gibbous at the base. Legs of moderate length ; first tarsal joint elongate.

Protadus mcerens.

P. elongato-ovalis, nigro-tomentosus ; capite antice prothoracisque

lateribus albis ; elytris albo-guttatis.

Hob. Batchian (Moluccas).

Elongate-oval, covered with a dull black tomentum; head between the eyes, a narrow stripe above the eyes, rostrum and sides of the prothorax white; elytra punctato-striate, the alternate interstices spotted with white, the base with a slight tinge of greyish ; antennas and legs ferruginous brown ; pygidium with a sparse white pubescence ; mandibles, eyes, and body beneath black. Length 2 lines.

The male has the antennae longer than the female, and all the joints from the fifth or sixth are nearly or quite as thick as the club itself; in the female the funiculus is of the normal slender form, except that the basal joint preserves the same character as in the male, but is a trifle narrower. It is to allow full scope to the movement of this joint that the anterior margin of the antennal groove is so expanded as to cause the concavity in front of the rostrum described in the generic character.

HYPSEUS.

Head broad in front, contracted below the eyes; rostrum very short, convex, rounded below, the apex entire. Antennae short, arising from a deep groove below the eye, the first two joints tumid, the last three ovate, forming a broad flat interrupted club. Eyes remote, prominent, obliquely oblong, entire. Labrum transverse. Palpi rather stout. Prothorax subquadrate, a little narrowed in front; the carina distant from the base,

[Begin Page: Page 40]

40 Mr. F. P. Pascoc on some new Anthribida*

arching forwards, dividing at the side into two diverging branches, the posterior terminating at the prothoracic angle, the anterior continued to about two-thirds the length of the prothorax. Scutellum small, round. Elytra subconvex, parallel. Legs of moderate length; the first tarsal joint shorter than the rest together.

Hypseus fascicularis.

H. elongato-ovalis, *piceus*, *vario-fusco-tomentosus* ; elytris fascicu-

latis, pone medium in singulis macula griseo-alba ornatis.

Hob. Borneo.

Elongate-oval, pitchy, tornentose ; general colour dark brown, obscurely varied with lighter shades of the same colour; on the prothorax a dark crescent-shaped mark, interrupted in the middle, and two others behind ; elytra obscurely punctato-striate, four dark fascicles of hairs placed longitudinally on each, the first at the base on a slight callosity, behind the middle fascicle an oblique dull-whitish spot; when viewed with the head towards the observer, each alternate interstice at the base is found to be obscurely spotted with white, and the other interstices have a slight tinge of yellowish brown ; antennae brown, the two basal joints testaceous red ; legs dark brown, varied with ferruginous. Length 2 lines.

ETHNECA.

Head small, rather narrow ; rostrum moderately long, slightly contracted in the middle, dilated below ; the apex subemarginate. Antenna? short, arising from a shallow groove near the apex; the first two joints subequal, tumid; the third longest ; the last three forming a short compact club. Eyes lateral, round, entire. Labrum subquadrate. Maxillary palpi rather robust, subacuminate ; the labial slender. Prothorax subconic, convex; the carina rather distant from the base, but approaching the posterior angle at the side, and terminating in a slight curve. Scutellum subquadrate. Elytra short, wider than the prothorax, its sides rounded. Legs rather short, stout; the first tarsal joint wider than the rest, and produced at the apex

on each side. Mesosternum rounded posteriorly.

Ethneca Bakewellii.

E. ovata, picea, nigro-tomentosa, fulvo-maculata ; rostro medio lon-

gitudinaliter impresso.

Hab. Australia (Melbourne).

Ovate, pitchy, with a brownish-black tomentum and greyish-yellow hairs thinly interspersed ; rostrum with a broad shallow longitudinal impression in the middle; scutellum fulvous; ely-

[Begin Page: Page 41]

Mr. F. P. Pascoe on some new Anthribida. 41

tra strongly punctate- striate, the alternate interstices tessellated with deep black and fulvous; antennae fulvous, apices of the joints and club dark brown ; legs dark brown, the tibia? and tarsi varied with greyish; beneath pitchy black, with a very slight greyish pile. Length 3 lines,

Named after Robert Bakewell, Esq., of St. John's Wood, the possessor of a large collection of Australian insects, who first (and I believe it was the only time) took several individuals of this species near Melbourne. I am also indebted to him for the opportunity of describing the next very remarkable genus.

There are two more Anthribidae in his collection, one related to Tropideres, the other Q&Araccrus^zvhwpsA.sambuciniis, M'Leay), both from Melbourne ; but as they are single specimens, and very small and obscure, I hesitate to describe them at present as new. These bring up the number of Australian species* known to me to about ten. Although many more doubtless remain to be discovered, the poverty of this family in Australia is strongly contrasted with its abundance in the Indian islands : even the neighbouring land of New Guinea yielded forty- five species to Mr. Wallace during his short visit, notwithstanding that his researches were confined to the very narrowest limits, not ranging over, I believe, more than a square mile of the country around the half settlement of Dorey.

GENETHILA.

Head rather broad in front, slightly contracted below the eyes; the rostrum stout, the sides nearly parallel, the apex deeply emarginate. Antennae short, arising from a deep groove at the side near the apex; the first joint short, almost hidden in the groove ; the second tumid, and longer than the third ; the last three forming a stout compact club. Eyes distant, lateral, nearly round, entire. Labrum descending to the outer margin of the mandibles when closed. Maxillary palpi rather stout, the terminal joint conical ; the labial slender, pointed. Prothorax elongate, arched above, narrowed anteriorly, the sides slightly rounded, the carina basal, terminating in a slight hook at the side. Scutellum ovate. Elytra wider than the prothorax, elongate, subparallel, truncate at the apex. Legs of moderate length ;

coxae of the middle pair subapproximate ; the four anterior tarsi longer than the posterior, the first joint nearly as long as the rest together.

In habit and coloration very similar to *Ancylotropis*, Jekel, but differs in the short antennae, the stout club, the thick broad

* Tasmania is excluded. *Anthribus griseus*, Fab., and *Cratoparis ceratoderes*, Sch., are too doubtful to be included among Australian insects.

[Begin Page: Page 42]

42 Mr. F. P. Pascoe on some new Anthribida.

rostrum, &c. A second species of *Ancylotropis* is found at Amboyna.

Genethila retusa.

G. oblonga, picea, griseo-tomentosa ; scutello maculae laterali

elytrorum albescentibus.

Hob. Moreton Bay.

Oblong, pitchy, with a thin greyish tomentum ; rostrum with a depressed longitudinal line in the centre ; prothorax with two oblique impressed lines, forming a V-shaped mark on its disc ; elytra punctato-striate, wider than the prothorax at its base,

slightly dilated towards the apex, then suddenly and perpendicularly truncate, the truncated portion of each with two tubercles clothed with fulvous hairs ; near the shoulder on each side, but extending behind the middle, an obscure whitish subtriangular patch, and at the base two rows of small blackish spots ; antennae and legs dull yellowish brown ; eyes black ; head and thorax beneath pitchy, punctured. Length 3 lines.

PH^AEOCHROTES.

Head broad in front, contracted below the eyes ; rostrum of moderate length, slightly dilated towards the apex, which is entire. Antennae shorter than the body, arising from a longitudinal cavity above the apex ; the first two joints short, scarcely thicker than the third, the rest gradually dilating at their apices to the eighth, which is broadly triangular ; the last three forming a stout, ovate, compact club. Eyes large, remote, lateral, round, entire. Mandibles rather long. Labrum small, rounded below. Palpi slender, acuminate. Prothorax slightly depressed, narrowed anteriorly, the carina subbasal, strongly curved at the side. Elytra short, subdepressed, covering the pygidium. Legs of moderate length ; first tarsal joint elongate.

Ph[&]ochrotes porcettus,

P. subovatus, piceus, parce griseo-tomentosus, obsolete fusco-maculatus.

Hob. Macassar.

Subovate, slightly depressed, pitchy brown, sparingly covered with a short, coarse, greyish tomentum, varied on the head and prothorax with a few indistinct brownish patches; elytra punctato-striate ; antennas at the base ferruginous, darker at the apices of the joints, the last four or five entirely brown ; body beneath and legs dark brown, bases of the tibiae reddish ferruginous. Length 1Jline.

NERTHOMMA.

Head rather small, subquadratic ; rostrum short, slightly pro -

[Begin Page: Page 43]

Mr. F. P. Pascoe on some new Anthribida. 43

duced, subemarginate. Antennae scarcely longer than the body, arising from a round cavity beneath the eye; the first two joints short, tumid, third to the eighth linear-elongate, the last three forming a slender interrupted club. Eyes large, approximate, widely emarginate below. Palpi stout, subacuminate. Prothorax subquadrate, a little convex ; carina rather distant from the base, terminating in a very slight curve at the side. Elytra moderately convex, the sides slightly rounded. Legs of moderate length, the first tarsal joint longer than the rest together.

Nerthomma stictica.

N. oblongo-ovata, tomentosa, brunnea, griseo-varia ; elytris punctato-

striatis, maculis griseis ornatis.

Hob. Borneo.

Oblong ovate, with a reddish-brown tomentum, varied on the prothorax with grey, so as to form a large central, and on each side three smaller ovate patches of reddish-brown ; elytra punctato-striate, the base and several oblong spots on the alternate interstices grey ; antennae and legs dark brown \ basal joints of the former, and eyes, yellowish brown ; body beneath with a dark greyish silky pubescence. Length 2J lines.

EXILLIS.

Head small, subquadrate ; rostrum short, rounded below, the apex entire. Antenna? very long, arising from a broad cavity immediately beneath the eye ; the first two joints very short and tumid, the third to the eighth linear-elongate, subequal; the ninth shorter than the eighth, its apex and the tenth and eleventh joints forming a short slender club. Eyes distant, prominent, obliquely reniform. Prothorax subquadrate, rather convex, the carina nearly basal, terminating in a short curve at the side. Elytra short, the sides slightly rounded. Legs of moderate length, the first tarsal joint longer than the rest together.

Exillis longicornis.

E. ovatus, brunneus, subsericeo-griseo-tomentosus j antennis basi,

pedibusque rufis.

Hob. Borneo.

Ovate, reddish brown, with a sparse silky greyish tomentum ;
elytra slightly striated ; first three joints of the antenna? yellow-
ish red, the rest dark brown ; eyes and mandibles black ; legs
yellowish red, the tarsi darker. Length 1[^] line.

Mecocerus Wallacei.

M. fuscus, ciuereo-irroratus ; elytrorum dimidio apicali rufo-brun-

neo ; antennis maris corpora duplo longioribus.

Hob. Borneo.

Finely tomentose, dark brown, sprinkled with ashy ; rostrum

[Begin Page: Page 44]

44 Mr. F. P. Pascoe on some new Anthribida.

with a sparse greyish pubescence, and three strongly-marked
costae ; disc of the prothorax with two slight impressions, one
behind the other ; elytra faintly punctato-striate, the posterior
half reddish brown, and less spotted than the anterior portion ;
legs black varied with ashy, the bases of the first and last tarsal
joints white; antennae of the male twice as long as the body,

black ; beneath with a pale ashy pubescence. Length 7 lines.

Mecocerus simulator.

M. griseo-fuscus, *cinereo-varius* ; *elytris rufo-brunneis cinereo-macu-*

latis ; *antennis maris vix corpore longioribus*.

Hob. Borneo.

Finely tomentose, greyish brown varied with ashy ; rostrum with a sparse greyish pubescence, and three strongly-marked costae, the lateral one interrupted near the apex ; prothorax with a slight impression on each side anteriorly ; elytra punctato-striate, reddish brown, sparingly spotted with grey, a small tubercle on each posteriorly ; legs black, one or two spots on the tibiae and the first and last tarsal joints white at their bases ; antennae of the male only a little longer than the body ; beneath with a pale greyish pubescence. Length 5 lines.

These two species are related to *M. disparipes*, Imh. ; and the males appear to have the thorax unarmed. The *Macrocephalus variegatus* of Olivier, which Schonherr, not having seen it, referred to his genus *Ptychoderes*, appears to me to belong undoubtedly to *Mecocerus*. It is from Amboyna.

MYCTEIS.

Head narrow ; rostrum long, contracted in the middle, gra-

dually dilated below, the apex entire. Antennae short, arising from an oblong shallow groove midway between the eye and root of the mandible; the first joint longer than the second, tumid, the rest of the funiculus slender; the club moderately thick; the joints attenuated at the base. Eyes approximate, round, entire. Labrum short, transverse. Mandibles long, strongly toothed. Palpi elongate, stout, subacuminate. Prothorax transverse, narrowed anteriorly, the sides slightly rounded, the carina subbasal, curved directly forward at the side. Scutellum transverse, subtriangular. Elytra widest at the base. Legs of moderate length, the anterior longest ; the first tarsal joint longer than the rest together. Mesosternum short, transverse.

Mycteis marginicollis.

M. subovatus, *fusco-tomeiitosus* ; *prothoracis lateribus late albo-*

marginatis, *marginibus antice connexis*.

Hab. Philippine Islands (Manilla?).

Subovate, covered with a short dense tomentum ; head and

[Begin Page: Page 45]

Mr. F. P. Pascoe on some new Anthribida. 45

prothorax dark brown ; on each side of the latter a broad white

stripe, which, meeting anteriorly, is continued between the eyes ;
rostrum coarsely punctured ; elytra slightly gibbous at the base,
regularly punctured, dark brown, the alternate interstices ob-
scurely spotted with fulvous brown ; body beneath, antenna? and
legs dull black ; the tibiae faintly annulated with white. Length
5 lines.

Mycteis frenatus.

M. subellipticus, griseo-fuscus ; capite prothoraceque utrinque flaves-
cente-vittatis.

Hab. Borneo.

Subelliptic, with a thin greyish-brown tomentum ; rostrum
coarsely punctured; a narrow yellowish stripe over each eye,
extending obliquely backwards on the sides of the prothorax ;
elytra slightly gibbous at the base, punctate- stri ate, two or three
of the alternate interstices in the middle of each slightly elevated
and obscurely spotted with darker brown ; body beneath, legs,
and antennae pale greyish brown. Length 4 lines.

Litocerus torosus.

L. subovatus, niger, prothorace elytrisque maculis, his plaga irregu-

lari basali, tibiisque medio, rufo-cinerascentibus.

Hab. Borneo. -

Subovate, black ; disk of the prothorax with a transverse impressed line ; head, spots on the prothorax (about twelve) and elytra, and on the latter a large irregular basal patch with a complicated and probably varying outline, and the middle of all the tibiae pale reddish ashy ; beneath brown, with a thin greyish pile. Length 3½ lines.

Litocerus pictus.

L. elongato-ovatus, fulvus ; elytris antice maculis oblongis subconjunctis, postice fascia irregular! fuscis ornatis ; tibiis quatuor posterioribus apice nigris.

Hab. Borneo.

Elongate- ovate, fulvous yellow ; four stripes on the prothorax and four or five oblong spots on the elytra, which are more or less connected with each other longitudinally and with a broad irregular band behind, dark brown ; the large fulvous patch at the apex, which is rounded anteriorly by the curvature of the band, with sometimes a small spot in its centre ; antenna? brown, more than half the length of the body ; eyes black ; mandibles pitchy ; legs pale fulvous, the apices of the four posterior tibia? and the upper part of the posterior femora dark brown ; beneath silky, grey. Length 3½ lines.

46 Mr. F. P. Pascoc on some new Anthribida.

Litocerus litigiosus.

L. ovatus, niger ; prothorace utrinque flavescente vittato ; elytris maculis parvis flavescentibus ornatis; tarsorum articulo primo, basi excepta, flavescente.

Hob. Dorey.

Ovate, black; prothorax with a transversely impressed line interrupted in the middle, and a broad yellowish stripe on each side ; elytra punctato-striate, with a few small scattered isolated yellowish spots, one larger than the rest, common to both elytra, near the scutellum ; antenna about half the length of the body, black, the funiculus rather stout, the two basal joints and bases of the fourth to the seventh, testaceous red ; legs black, four posterior tibiae in the middle and first joint of all the tarsi, except at the base, yellowish; beneath dark umber-brown. Length 3 lines.

Litocerus perplexus.

L. ohlongo-ovatus, fuscus ; prothoracis disco cruciatim rufo- cinerascens maculata, lateribus sub-bivittatis ; elytris flavescentibus, antice fusco-maculatis, postice subundulatis ; tarsorum articulo primo fusco.

Hob. Dorey.

Oblong-ovate, dark brown; prothorax with a reddish-ashy central stripe, and a transversely impressed line spotted at each end, together forming a cross-shaped mark, the sides also dull yellow, with an irregular brown line dividing it into two unequal stripes ; elytra reddish ashy intimately mingled with brown, at the base assuming the form of spots, but posteriorly of waved bands interrupted at the suture near the apex ; antennae more than half the length of the body, the funiculus slender, testaceous yellow, the club brown ; legs brown, tibiae at the base and the three terminal joints of the tarsi dull testaceous. Length 3J lines.

Litocerus divergens.

L. oblongo-ovatus, ater ; prothorace vittis tribus, elytris singulis duabus una externa una suturali (medio divergente) griseo-
tibus.

Hob. Macassar.

Oblong-^ovate, tomentose, black ; head, sides of the rostrum, three stripes on the prothorax, and two on each elytron, one commencing at the angle of the shoulder and continued round to near the apex, the other behind the scutellum close to the suture, but soon diverging towards the centre, then again approaching and becoming sutural to the apex, pale greyish ; antennae less than half the length of the body, the funiculus pale, the club dark brown ; legs dark brown, the femora ferru-

[Begin Page: Page 47]

Mr. P. P. Pascoe on some new Anthribida. 47

ginous, the tarsi short, clothed above with a greyish pile ; beneath dull black. Length 3 lines.

Litocerus marginellus.

L. ovatus, ater ; prothorace vittis tribus, elytris singulis duabus, una externa una suturali, lineisque duabus basalibus grisescens.

Hob. Macassar.

Ovate, tomentose, black ; prothorax broader than long, with a transverse impressed line on its disk ; head, sides of the rostrum, three stripes on the prothorax, and two on each elytron, one commencing at the shoulder and continued to near the apex, the other behind the scutellum and extended the whole length of the suture, and two narrow parallel lines at the base, pale greyish; antenna scarcely extending beyond the base of the prothorax ; legs dark brown, femora ferruginous at the base, tarsi short; beneath brown, with a greyish pile. Length 2½ lines.

L. oblongo-ovatus, grisescens ; rostro argentato ; prothoracis disco

fusco griseo- cruiate, lateribus subbivittatis ; elytris maculis lineisque curvatis fuscis ; antennarum funiculo pedibusque testaceis.

Hob. Borneo.

Oblong-ovate, tomentose, greyish ; prothorax brown, with an impressed transverse line and a central stripe forming a greyish cruciform mark, the side also greyish, but partially divided into two stripes by an irregular patch ; elytra greyish fawn, spotted and marked with curved lines of brown at the base, sides, and sutural margin; funiculus of the antennae and legs testaceous, club of the former dark brown ; beneath greyish brown. Length 2 lines.

All the Litoceri described in this paper have been selected from a large number of specimens ; and, after repeated examinations, I have seen none that can be considered intermediate or doubtful ; it will be, however, as well to recollect that the coloration of individuals of the same species varies considerably, isolated spots in one specimen, for instance, becoming, by their connexion, bands or stripes in others ; and, again, the spot may disappear or be reduced to a line or point, and a complication is the result, which differs in that respect very widely, perhaps, from the description.

Anthribus Wallacei.

A, oblongo-ovatus, piceus, dense tomentosus, rufo-fuscus ; protho-

[Begin Page: Page 48]

48 Zoological Society :

race transverse trituberculato ; elytris punctato-striatis, singulis

trifasciculatis.

Hab. Aru.

Oblong-ovate, pitchy, covered with a dense reddish-brown tomentum ; prothorax with three transversely placed tubercles on the middle of its disk ; elytra strongly punctato-striate, the alternate interstices dark brown, with a few white hairs dispersed in spots, the third interstice from the suture with three dense fascicles of dark-brown hairs ; eyes, mandibles, and antennae black, the latter with their joints from the fourth to the eighth white at the apex, the ninth entirely white, except at its apex; legs and beneath brown varied with greyish. Length 8 lines.

The preceding notes having been extended to beyond what was originally contemplated, the species described have been placed without any regard to their natural affinities : there are still, however, many forms, particularly in the extensive private collections of Mr. Wallace, quite as remarkable as any yet published, besides a number of species referable to genera which I have here sought to establish*.

The following are represented on the two Plates :

PLATE I. *Hucus melanosoma* } *Mycteis marginicollis*, *Ethneca*
Bakewellii, *Plintheria luctuosa*, *Nessia didyma*, *Esocus lachry-*
mans, *Dysnos auricomus*, *Apatenia viduata*, *Misthosima mera*,
Hypseus fascicularis, *Phaochrotes porcellus*, *Eczesaris atomaria*,
Phaulimia ephippiata, *Genethila retusa*.

PLATE II. *Apolecta parvula* (Thomson), *Byastus cephalotes*,
Protaedus mcerens, *Zyg&nodes PPollastoni*, *Dipieza Waterhousei*,
Nerthomma stictica, *Exillis longicornis* t *Penestica inepta*, *Habris-*
*sus pilicornis*j and *Cedus tuber culatus*.

PROCEEDINGS OF LEARNED SOCIETIES.

ZOOLOGICAL SOCIETY.

January 25, 1859. E. W. H. Holdsworth, Esq., F.L.S., in the Chair.

ON A SPECIES OF *EOLIS*, AND ALSO A SPECIES OF *LOMANOTUS*
NEW TO SCIENCE ; WITH THE DESCRIPTION OF A SPECIMEN

OF *EOLIS C^ASRULEA* OF MONTAGU. B WILLIAM THOMPSON.

My dredging labours in Weymouth Bay have again been rewarded
by the acquisition of two new species of the Nudibranchs, and by
the rediscovery of one of Montagu's lost species. This last acquisi-

* One of these (*Nessia*) may possibly be synonymous with *Dendropemon*,
Schon., founded on a rare Fabrician insect from Sumatra, which I have

not seen.