

543
H4
v. 5
ent.

ILLUSTRATIONS

OF

NEW SPECIES

OF

EXOTIC BUTTERFLIES.

BY

hapman

WILLIAM C. HEWITSON.
1876

SELECTED CHIEFLY FROM HIS OWN COLLECTION.

VOL. V.

JOHN VAN VOORST, LONDON.

1872—1876.

199643

LONDON :
PRINTED BY WOODFALL AND KINDER,
MILFORD LANE, STRAND, W.C.

P R E F A C E.

IT is with regret, not however unmixed with satisfaction, that I come to the close of a work which has been to me a twenty-five years' labour of love.

With regret that age and failing health forbid me to commence another volume.

With satisfaction when I remember the great kindness which I have experienced personally from all lepidopterists during its progress, and the very favourable reception it has met with from all, and especially from those whose position as naturalists gives value to their opinions.

I have many times during the progress of the book expressed my gratitude for the kindness and liberality which I have met with from Dr. Boisduval, not only in giving me free access to his collections, but in allowing me during his absence to select from them and bring home with me all that I wished to figure, feeling, as I do, the difficulty I should myself experience in being parted from any of my treasures. To the generous encouragement met with from Mr. Wilson Saunders, especially at its commencement, the work owes much of its success.

I am fully aware of and regret many errors, but have endeavoured to atone for them as much as possible by myself pointing them out and correcting them. It has always been my study to make the work useful rather than attractive. If I have succeeded in both, my utmost wishes have been attained.

As one instance of the great additions which have been made to the diurnal Lepidoptera, during its progress nearly two hundred species have been added to the genus *Ithomia* on its plates.

I have always seen the necessity, if my work is to be of any use to entomology, of illustrating by figures all the species I have myself described, seeing that descriptions—not of the old authors only, but of those of more recent date—of Godart and others, especially when they refer to nearly allied species such as *Thecla*—are not of the slightest use. I am sorry to say that several species of my describing are not yet figured, and that I now find it desirable to describe others which remain unnamed in my collection, but all these, and they are chiefly obscure *Hesperidæ*, I hope to figure as my last contribution to the science which I have so much loved.

My estimation of generic distinction has been considerably modified since

PREFACE.

I gave it as my opinion that it was not desirable to separate *Pyrrhopyga* from *Erycides* because of the difference of their antennæ. I would be very glad now to discover such a distinction between other groups of the *Hesperidæ*.

The diurnal *Lepidoptera* have of late years been visited by an intolerable plague of old and new generic names. On going through a list of butterflies a few years ago, any one might comprehend its contents at a glance, now it is necessary to go to a dictionary to interpret them.

Before bidding farewell to all those with whom the work has brought me into most agreeable contact, and some of these have become valued friends, I must express my thanks to my generous publisher, Mr. J. Van Voorst, and to Mr. Charles Standish for his careful and conscientious colouring of the plates.

OATLANDS,

January 1st, 1877.

ERYCINIDÆ

ANTEROS



W. H. Edwards, Dec. 3, 1867

M. & N. Hanhart imp.

1 2 ANTEROS AXIOCHUS
3 4 ANTEROS CARAUSIUS
5 6 ANTEROS ALLECTUS

7 8 ANTEROS CHRYSOPRATA
9 10 ANTEROS OTHO
11 12 ANTEROS BRACTEATA

ERYCINIDÆ.

ANTEROS.

ANTEROS AXIOCHUS. 1, 2.

UPPERSIDE. Male, dark grey-brown.

UNDERSIDE. Anterior wing with the costal margin broadly brown, with a spot near its base, a spot near its middle and the apex, yellow: the outer margin and a band near it dark brown: the inner half of the wing grey-brown. Posterior wing dark rufous-brown irrorated with yellow: a spot of yellow at the anal angle: a band before the middle bordered inwardly with silver-lilac, and a band near the outer margin bordered on both sides with the same colour, dark brown.

Exp. $1\frac{5}{20}$ inch. Hab. Brazil.

In the Collection of W. C. Hewitson.

ANTEROS CARAUSIUS. 3, 4.

Anteros Carausius, Westwood in Doubleday and Hewitson's *Gen. Diur. Lep.* P. 428.

UPPERSIDE, dark brown, grey at the base of both wings. Anterior wing with a transparent white spot before the middle, and below it a smaller indistinct pale spot.

UNDERSIDE. Both wings rufous-brown at the base, succeeded by a band of silver and by a broad band of rufous-brown spotted with silver and blue; both with a submarginal band of rufous-brown bordered on both sides with silver blue. Anterior wing with the costal margin orange, a spot at the middle and a large space beyond it (marked by a silver line) rufous-brown. Posterior wing irrorated and spotted with rufous-brown.

Exp. $1\frac{5}{20}$ inch. Hab. Mexico.

In the Collections of W. W. Saunders and W. C. Hewitson.

ANTEROS ALLECTUS. 5, 6.

Anteros Allectus, Westwood in *Gen. Diur. Lep.* P. 428.

UPPERSIDE. Female, dark brown, with the fringe pale yellow, intersected with dark brown. Anterior wing with a central spot of white: the costal margin pale yellow intersected with brown near its apex.

UNDERSIDE, pale yellow with the centre of both wings orange: both with a spot at the base and a marginal row of spots, brown. Anterior wing with a band

Anteros Allectus

near the base, a band at the middle, and two spots towards the outer margin, dark rufous-brown marked with gold. Posterior wing with four spots, also decked with gold.

Exp. $1\frac{1}{10}$ inch. Hab. Amazon.

In the Collections of W. W. Saunders and W. C. Hewitson.

ANTEROS CHRYSOPRASTA. 7, 8.

Anteros Chrysoprasta Bates MS.

UPPERSIDE. Male, dark brown. Anterior wing with a central white spot.

UNDERSIDE, white. Both wings tinted with yellow in the middle: both with several small spots and a submarginal band of gold.

Exp. 1 inch. Hab. Amazon (Para).

In the Collection of H. W. Bates.

ANTEROS OTHO. 9, 10.

Anteros Otho, Westwood Gen. Diur. Lep. P. 428.

UPPERSIDE. Female, dark brown. Anterior wing crossed by a broad pale yellow band. Posterior wing with the costal margin white.

UNDERSIDE, pale yellow. Both wings with a spot near the base: both with a large dark brown spot beyond the middle decorated with gold: both with a submarginal band of gold spots indistinctly marked on the anterior wing.

Exp. $1\frac{5}{10}$ inch. Hab. Amazon (Para).

In the Collections of W. W. Saunders and H. W. Bates.

ANTEROS BRACTEATA. 11, 12.

UPPERSIDE. Male, dark blue, with the margins brown.

UNDERSIDE, orange-yellow. Both wings with several crimson spots and a submarginal band all decorated with gold. Anterior wing with its inner margin grey-brown.

Female (fig. 11). Upperside uniform rufous-brown: the spots of the underside much larger and more beautiful than in the male.


Exp. $1\frac{9}{10}$ inch. Hab. Amazon (Ega).

In the Collections of H. W. Bates and W. C. Hewitson.

I cannot believe that either *Achæus* of Cramer or *Ampyx* of Drury can have any relation to this species beyond a general resemblance on the underside. They are both females, and are spotted on the upperside, whilst the female which I have figured is of an uniform brown. Donovan's figure appears to be that of a male, although he describes it also as having spots on the upperside.

ERYCINIDÆ.

ERYCINA & NECYRIA



W. Hewitson del et lith

M. & N. Hanbury sculp

1. 2. ERYCINA FORMOSISSIMA

3. ERYCINA PULCHRA

4. ERYCINA FORMOSA

5. 6. NECYRIA BELTIANA

7. NECYRIA JUTURNA

ERYCINIDÆ.

ERYCINA AND NECYRIA.

ERYCINA FORMOSISSIMA. 1, 2.

Erycina Formosissima, Hewitson. *Equat. Lep.* p. 49.

UPPERSIDE. Male, black. Both wings crossed near the middle by a broad band of white, ending at the middle of the posterior wing: both crossed by a band of brilliant blue at a distance from the margin of the anterior wing, near the margin of the posterior wing. Posterior wing with a short tail: three earmine spots near the anal angle, one of which touches the white band, the second the inner margin, the third below these, and near it a small white spot: the fringe spotted with white.

UNDERSIDE black. Anterior wing (with the exception of the margins and the band of white) brilliant blue. Posterior wing with a spot of white on the middle of the costal margin, followed by a broad curved band of earmine, which extends to the inner margin: the base and a spot on the tail brilliant blue: an anal spot and spots on the fringe white.

Exp. 2 inches. Hab. Ecuador. (Ashpiyaco, Buckley.)

I cannot compare this to any other species; beautiful as they are, it surpasses them all.

ERYCINA PULCHRA. 3.

Erycina Pulchra, Hewitson. *Equat. Lep.* p. 49.

UPPERSIDE. Male, black. Anterior wing crossed before the middle by a broad band of earmine. Posterior wing crossed obliquely by a narrow band of brilliant blue, and by a series of white spots, two of which, nearest the anal angle, are bordered by blue: the fringe spotted with white.

UNDERSIDE black, with a spot near the base of both wings and a band which crosses each of them brilliant blue: posterior wing with a spot of earmine on the inner margin and some spots below this (part of the band of blue) white.

Exp. $1\frac{7}{10}$ inch. Hab. Ecuador. (Barrancas, Buckley.)

In the Collection of W. C. Hewitson.

ERYCINA FORMOSA. 4.

Erycina Formosa, Hewitson. *Equat. Lep.* p. 49.

UPPERSIDE. Male, black. Anterior wing crossed before the middle from the costal margin to the anal angle by a slightly curved band of scarlet. Posterior wing crossed obliquely from the costal margin beyond the middle to the anal angle (where

c c

it is so broad as to fill up nearly the whole of that projecting portion of the wing common to this genus) by a band of blue: the fringe spotted with white.

UNDERSIDE black, with a spot near the base and a broad band which crosses both wings brilliant blue. Anterior wing with a carmine spot at the anal angle. Posterior wing with a carmine spot on the inner margin, and a spot of white below this.

Exp. $1\frac{9}{10}$ inch. Hab. Ecuador. (Ashpiyaco, Buckley.)

In the Collection of W. C. Hewitson.

Near to *E. Inca* of Saunders, but at the same time abundantly distinct.

NECYRIA BELTIANA. 5, 6.

Necyria Beltiana. *Ent. Mon. Mag.*, June, 1870.

UPPERSIDE. Male, blue-black. Both wings crossed by a band of green-blue, intersected between the nervures by lines of white, submarginal on the anterior wing, narrower and divided into conical spots near the anal angle: on the outer margin of the posterior wing, and divided into conical spots.

UNDERSIDE as above, except that the band is broader and more brilliant in colour: that the anterior wing has the base of the costal margin, a trifid spot in the cell, and a spot at the end of the cell blue, and a small spot near the inner margin carmine: that the posterior wing has five spots near the base and the inner margin brilliant blue.

Exp. 2 inches. Hab. Nicaragua. (Chontales, Belt.)

In the Collections of Thomas Belt and W. C. Hewitson.

Gratefully dedicated to Mr. Belt, as an acknowledgment of the many beautiful new species which he has added to the Diurnal Lepidoptera.

NECYRIA JUTURNA. 7.

Necyria Juturna, Hewitson. *Equat. Lep. p.* 48.

UPPERSIDE. Female, dark brown. Anterior wing crossed from the middle of the costal margin to near the outer margin beyond its middle, where it curves and runs parallel to the outer margin to the anal angle by a band of carmine.

UNDERSIDE as above, except that the wings are blue-brown, with the nervures broad and black, and that the band of the anterior wing is paler and broader.

Exp. 2 inches. Hab. Ecuador. (Rio Topo, Buckley.)

In the Collection of W. C. Hewitson.

Very nearly allied to *N. Hewitsonii* of Saunders, but without the blue submarginal band on the posterior wing of that species.

ERYCINIDÆ.
ERYCINA, SYMMACHIA &c



W. C. Hewitt, del. et lith. April 1875

M. N. H. art. imp.

- | | | | |
|---|------------------------|----|-----------------------|
| 1 | NECULA LANETA | 7 | 8. SYMMACHIA CHRYSAME |
| 2 | ERYCINA MIRANDA | 8 | 9 SYMMACHIA ASCLEPIA. |
| 3 | ERYCINA MIRA | 9 | 10 CHARIS CLUSIA |
| 4 | 5 ANTEROS KUPRIS | 10 | 11 ARICORIS CLEOMEDES |
| 5 | 6 ESTHEMOPSIS CARNUTES | 11 | |

ERYCINIDÆ.

ERYCINA, SYMMACHIA, &c.

NECYRIA ZANETA. 1.

UPPERSIDE. Male blue-black. Both wings crossed from the middle of the costal margin of the anterior wing to the anal angle of the posterior wing by a common equal band of blue or green according to the light, narrow on the anterior wing, broader on and parallel to the outer margin of the posterior wing, the outer margins with white between the nervures in broad lunular spots on the posterior wing.

UNDERSIDE as above except that the base of the costal nervure of the anterior wing and the costal margin of the posterior wing are blue and that there is a scarlet spot near the anal angle of the posterior wing.

Exp. $1\frac{8}{10}$ inch. Hab. Quito.

In the Collection of W. C. Hewitson.

ERYCINA MIRANDA. 2.

Erycina Miranda, Hewitson, *Bolivian Butterflies*, page 13.

UPPERSIDE. Male black. Anterior wing crossed at the middle, at a right angle nearly with the margins, by a broad band of scarlet. Posterior wing with a short tail: brilliant blue with the base and outer margin and nervures black.

UNDERSIDE brilliant blue. Both wings with the margins and a band across the middle (not always there) black. A small white spot near the anal angle and usually a scarlet spot on the abdominal fold.

Exp. $1\frac{9}{10}$ inch. Hab. Bolivia. (Buckley.)

Differs from *E. formosa*, to which it bears great resemblance, in the position of the scarlet band.

ERYCINA MIRA. 3.

Erycina Mira, Hewitson, *Bolivian Butterflies*, page 12.

UPPERSIDE. Male black. Both wings crossed at the middle by a common narrow band of scarlet. Posterior wing with a broad band of scarlet from the middle of the outer margin to the anal angle.

UNDERSIDE very brilliant dark blue. Both wings crossed at the middle by a common band of black. Posterior wing with the band of scarlet as above and a small spot of the same colour near the anal angle.

Exp. $1\frac{9}{10}$ inch. Hab. Bolivia. (Buckley.)

In the Collection of W. C. Hewitson.

ANTEROS KUPRIS. 4, 5.

UPPERSIDE. Male dark rufous-brown. Anterior wing with a large trifold white spot. Posterior with the fringe pale yellow.

UNDERSIDE orange white. Both wings with several crimson spots and a sub-marginal band of the same colour all decorated with gold. Anterior wing with a dark brown spot at the anal angle.

Exp. $1\frac{15}{20}$ inch. Hab. Venezuela.

In the Collection of W. C. Hewitson.

ESTHEMOPSIS CARNUTES. 6.

UPPERSIDE white slightly tinted with lilac: the outer margins dark brown. Anterior wing crossed from the middle of the costal margin to the middle of the outer margin by a band of dark brown, the nervures between it and the apex dark brown. Posterior wing with the nervures brown towards the outer margin.

UNDERSIDE as above.

Exp. $1\frac{5}{20}$ inch. Hab. New Granada.

In the Collection of W. C. Hewitson.

SYMMACHIA CHRYSAME. 7, 8.

Symmachia Chrysame, Hewitson, *Bolivian Butterflies*, page 16.

UPPERSIDE. Male green. Both wings irrorated with gold-green from the base to beyond the middle, both crossed beyond this by a band of lilac-brown irrorated on the posterior wing with gold, by a band of black, by a band of red-brown, by a band of gold-green bordered above with black, and by a second red-brown band bordered outwardly with black: the fringe lilac and brown.

UNDERSIDE grey-brown. Both wings with several spots near the base: both crossed by two bands of dark brown at and beyond the middle. Anterior wing irrorated at the base by gold-green and blue, and marked below the costal margin from the base to the apex by several grey spots irrorated with silver. Posterior wing with a submarginal series of black spots.

Exp. $1\frac{1}{2}$ inch. Hab. Bolivia. (Buckley.)

In the Collection of W. C. Hewitson.

SYMMACHIA ASCLEPIA. 94.

Symmachia Asclepia, Hewitson, *Equatorial Lepidoptera*, page 51.

UPPERSIDE. Male orange, paler towards the margins. Both wings with a submarginal series of brown spots. Anterior wing with several indistinctly marked brown spots: three or four near the base, six or seven (linear spots) from the costal margin, and two near the middle of the outer margin. Posterior wing with two or three brown spots near the base.

UNDERSIDE as above, except that both wings are marked throughout and on the outer margin by numerous brown spots.

Exp. $1\frac{2}{3}$ inch. Hab. Ecuador. (Curaray, Buckley.)

In the Collection of W. C. Hewitson.

CHARIS CLUSIA. 10.

UPPERSIDE. Male dark brown. Both wings with a submarginal silver line. Anterior wing crossed at the middle by a short scarlet band: a small white spot at the apex.

UNDERSIDE as above except that there is on the anterior wing a silver spot near the inner margin below its middle.

Exp. $1\frac{5}{8}$ inch. Hab. Bolivia. (Buckley.)

In the Collection of W. C. Hewitson.

Nearly allied to *C. pheretima* of Felder from which it differs in the shortness and different colour of the band and in being altogether brown on the underside except where the scarlet band and silver lines cross the wings.

ARICORIS CLEOMEDES. 11.

Aricoris Cleomedes, Hewitson, *Entom. Mon. Mag. Vol. VII.* page 4, 1870.

UPPERSIDE. Male orange. Both wings broadly bordered with dark brown. Anterior wing with three subapical white spots. Posterior wing with the costal margin white where the wings meet.


UNDERSIDE as above, except that it is paler and has some submarginal white spots on both wings.

Female like the male except that the orange colour is paler, that the margins of the anterior wing are narrower and that the costal margin of the posterior wing is not white where the wings meet.

Exp. $1\frac{3}{10}$ inch. Hab. Nicaragua. (Chontales Belt.)

In the Collection of W. C. Hewitson.

ERACINIDÆ.
NECYRIA & ESTHEMOPSIS



W. C. Hewitson del. et lith. July 1877.

M. A. N. Hanhart imp.

8 9 NECYRIA INGARETHA 1 2 ESTHEMOPSIS SERICINA
10 11 NECYRIA VETULONIA 3 ESTHEMOPSIS CELINA.
4. ESTHEMOPSIS ALICIA

ERYCINIDÆ.

NECYRIA AND ESTHEMOPSIS.

NECYRIA INGARETHA. 8, 9.

UPPERSIDE. Female, dark brown. Both wings crossed by a submarginal series of green spots, each spot traversed longitudinally by a hastate white spot.

UNDERSIDE as above except that the submarginal spots are altogether white and much more distinct than on the upperside, and that the posterior wing has a large triangular scarlet spot at the middle of its inner margin: the fringe narrow, white.

Exp. $2\frac{1}{10}$ inch. Hab. Nicaragua. (Chontales, Belt.)

In the Collection of Thomas Belt.

NECYRIA VETULONIA. 10, 11.

UPPERSIDE. Female, blue-black. Both wings with a submarginal series of pyramidal green-blue spots, each spot marked at its base with white except near the apex of the anterior wing where they are traversed by a white line: the fringe of the posterior wing broadly white, divided by black at the end of the nervures.

UNDERSIDE as above except that the submarginal spots are all white, more distinct and hastate, that the anterior wing has two scarlet spots near the base, and that the posterior wing has also two scarlet spots, one at the middle of the costal margin, the other at the middle of the inner margin.

Exp. 2 inches. Hab. Ecuador. (Buckley.)

In the Collection of W. C. Hewitson.

ESTHEMOPSIS SERICINA. 1, 2.

Esthemopsis Sericina, Bates. *Trans. Ent. Soc. 3rd Ser. Vol. V. p. 544.*

Var. E. Colaxes, Hewitson. *Equat. Lep. p. 54.*

UPPERSIDE. Male, blue-black. Anterior wing with a short line of pale blue

on the median nervure and a long line of the same colour on the submedian nervure: crossed by two bands of white: one before the middle semi-transparent, trifold; the other near the apex quadrifold. Posterior wing with the centre lilac-white quinquefid.

UNDERSIDE as above except that the inner margin of the posterior wing is pale blue.

Exp. $1\frac{1}{2}$ to $1\frac{1}{2}$ inch. Hab. Amazon. (Bates.) (Var. Ecuador, Buckley.)

In the Collections of W. W. Saunders and W. C. Hewitson.

There is very considerable difference in form between the *Sericina* of Bates and my *Colaxes* (fig. 1), but they are in every other respect so completely alike that I have preferred to consider them as one species.

ESTHEMOPSIS CELINA. 3.

Esthemopsis Celina, Bates. *Journal Linn. Soc. Zool. IX. p. 379.*

UPPERSIDE. Male, brown. Anterior wing with a large triangular trifold semi-transparent spot before the middle: crossed beyond the middle by a band of white not divided by black nervures. Posterior wing except the nervures and the margins transparent white.

UNDERSIDE as above.

Exp. $1\frac{2}{10}$ inch. Hab. Amazon.

In the Collection of W. W. Saunders.

ESTHEMOPSIS ALICIA. 4. Var.

Esthemopsis Alicia, Bates. *Ent. Mon. Mag. Vol. I. p. 203.*

UPPERSIDE. Female, blue-black. Anterior wing crossed beyond the middle by a quinquefid broad band of white.

UNDERSIDE as above except that it is irrorated with blue near the inner margin of the anterior wing and between most of the nervures of the posterior wing.

Exp. $1\frac{1}{2}$ inch. Hab. Brazil and Guatemala.

In the Collections of W. W. Saunders and O. Salvin.

The type specimen which is in the collection of Mr. Salvin (of which Mrs. Salvin has kindly sent me a sketch) differs considerably from the one figured in the form of the band of the anterior wing, which is broader, commences nearer the costal margin and is divided into six parts by the nervures. There is, besides, a small spot of white below this band.

ERYCINIDÆ.
CALYDNA



W. C. Hewitson del et lith 1854

Printed by Hullmandel & Walton

- | | |
|---------------------|-----------------------|
| 1, 2 CALYDNA CAIETA | 3, 4 CALYDNA CALAMISA |
| 5, 6 CALYDNA CABIRA | 7 CALYDNA CALITAS |
| 8 CALYDNA CHASEBA | 9, 10 CALYDNA CHARILA |

ERYCINIDÆ.

CALYDNA. *Doubleday.*

CALYDNA CAIETA. 1, 2.

UPPERSIDE. Male black, with numerous equidistant nearly white spots; one small spot at the apex of each wing, and three at the anal angle of the posterior wing, silvery-blue.

UNDERSIDE scarcely different, but without the silvery spots.

FEMALE like the male, except that it is brown, that the spots are much larger and rufous, and that there is a row of silvery spots near the outer margin of the posterior wing.

Expan. $1\frac{8}{10}$ in. Hab. Amazon.

In the Collections of W. W. Saunders and W. C. Hewitson.

CALYDNA CALAMISA. 3, 4.

UPPERSIDE. Male black, with numerous blue and white spots.

UNDERSIDE. The same as the upperside of the female at fig. 3, except that it is not so yellow, and that the white spots are smaller.

FEMALE. Brown, with numerous black and white spots and short transverse lines of yellow, chiefly near the outer margin. Underside as above but lighter.

Expan. $1\frac{1}{2}$ in. Hab. Amazon.

In the Collections of W. W. Saunders and W. C. Hewitson.

CALYDNA CABIRA. 5, 6.

UPPERSIDE. Male black. Anterior wing crossed in the middle by a transverse band of silvery-white; a small white spot on the costal margin beyond the middle and a second between it and the band. Posterior wing with a small white spot before the middle of the costal margin.

UNDERSIDE. Grey-brown, with several black spots.

FEMALE. Like the male, except that it is of a purple-brown, with several black spots and short transverse yellow lines. The underside is lighter.

Expan. ♂ $1\frac{1}{10}$ in. Hab. Amazon.

In the Collections of W. W. Saunders and W. C. Hewitson.

Fig. 1, 2, 3, 4, 5, 6.

CALYDNA CALITAS. 7.

UPPERSIDE. Male blue-black. Anterior wing with three silvery-white spots. Posterior wing with one.

UNDERSIDE as above, but lighter, with numerous black spots.

Expan. $1\frac{3}{10}$ in. Hab. Amazon.

In the Collections of W. W. Saunders and W. C. Hewitson.

CALYDNA CHASEBA. 8.

UPPERSIDE. Male dark brown with numerous minute white spots.

UNDERSIDE as above, except that it is lighter brown, and that the base of the anterior wing and the whole of the posterior wing are thickly powdered with greyish-white.

FEMALE. Like the male, except that it is light brown above and rufous on the underside.

Expan. $1\frac{4}{10}$ in. Hab. Amazon.

In the Collections of W. W. Saunders and W. C. Hewitson.

CALYDNA CHARILA. 9, 10.

UPPERSIDE. Male dark brown with several small spots of white. Both wings with a line of silvery-blue lunular spots near the outer margin. Posterior wing with three spots near the base and one at the anal angle also silvery-blue.

UNDERSIDE as above, except that it is red-brown and without the silvery spots.


FEMALE. Like the male, except that it is red-brown with numerous black spots, that the white spots are much larger and slightly rufous. The underside as above, but without the silvery blue spots.

Expan. ♂ $1\frac{7}{10}$ ♀ $1\frac{2}{10}$ in. Hab. Amazon.

In the Collections of W. W. Saunders and W. C. Hewitson.

ERYCINIDÆ.

CALYDNA II



W C Hewitson del et lith 1859

Printed by Hullmandel & Walton

11 12. CALYDNA CAPRINA
13 14. CALYDNA CARNEIA
15 CALYDNA CATANA

16 17. CALYDNA CEA
18 CALYDNA CALYCE
19 20. CALYDNA CANDACE

ERYCINIDÆ.

CALYDNA. II.

CALYDNA CAPRINA. 11, 12.

UPPERSIDE black. Outer margins of anterior wing deeply sinuated. Crossed beyond the middle by an oval trifold white spot.

UNDERSIDE variegated. Anterior wing brown clouded with black; the white spot as above; apex rufous. Costal margin alternately black and white. Posterior wing rufous from the costal margin to the middle. The rest beautifully variegated with black and white.

Expan. $1\frac{1}{2}$ in. Hab. Brazil.

In the Collection of W. C. Hewitson.

CALYDNA CARNEIA. 13, 14.

UPPERSIDE. Male black. Anterior wing crossed at the middle by a curved transverse band of white. A minute white spot near the band on the costal margin, and two similar spots between its other end and the anal angle.

UNDERSIDE brown spotted with black, with some minute spots of white and undulated rufous lines, chiefly on the posterior wing. Anterior wing with the central band as above. The base orange. The costal margin with several cross lines of white.

Expan. $1\frac{5}{8}$ in. Hab. Amazon.

In the Collections of W. W. Saunders and W. C. Hewitson.

CALYDNA CATANA. 15.

UPPERSIDE. Male dark grey-brown clouded with black. Anterior wing with two large central spots of white, and three minute spots of the same colour. Posterior wing with a large spot of white before the middle.

UNDERSIDE as above, but lighter. Both wings variegated with black and grey, both with a submarginal band of round black spots, bordered above with lilac.

Expan. $1\frac{1}{10}$ in. Hab. Amazon.

In the Collections of W. W. Saunders and W. C. Hewitson.



CALYDNA CEA. 16, 17.

UPPERSIDE. Male brown clouded with black. Anterior wing with a large spot of white near the middle of the costal margin, and three minute spots of the same colour also near the same margin. Posterior wing, with the outer margin, from the anal angle to the middle, light blue, marked with black spots. The costal margin rufous, twice crossed by black.

UNDERSIDE rufous-grey. Both wings with numerous black and rufous spots; both with a submarginal band of black spots, bordered above with white.

Expan. $1\frac{1}{10}$ in. Hab. Amazon.

In the Collection of the British Museum.

CALYDNA CALYCE. 18.

UPPERSIDE. Female rufous and black. Anterior wing with the base rufous, undulated with brown and marked with three white spots. Both wings crossed at the middle by a broad common band of brown, clouded with black and marked with several white spots. From the band to the outer margin rufous, crossed where the nervures cross it by bands composed of short cross lines of brown. Anterior wing with a large triangular black spot on the outer margin.

UNDERSIDE as above, but lighter.

Male does not differ.

Expan. 1 in. Hab. Amazon.

In the Collections of W. W. Saunders and W. C. Hewitson.

CALYDNA CANDACE. 19, 20.

UPPERSIDE. Male grey or purple clouded with black. Both wings with several minute white spots; both with a submarginal row of black spots, bordered above with white. Anterior wing with three white spots together beyond the middle of the costal margin. Posterior wing with two near the base.

UNDERSIDE differs only in being lighter.

Female light brown, undulated with numerous rufous lines. The white spots as in the male. Underside as above.

Expan. $1\frac{1}{10}$ in. Hab. Amazon.

In the Collections of W. W. Saunders and W. C. Hewitson.

The female of this species is near to *H. Sturnula* of Hubner's *Zutrage*, but is without the distinct white and eyelike spots of his figure. It is also near to *C. Euthria* of the *Gen. Diurn. Lep.* Plate 70.

ERYCINIDÆ. THEOPH



W. C. Hewitson, del. et sculp.

Printed by Hullmandel & Walton

1. THEOPH. THEOPH. 2. THEOPH. THEOPH. 3. THEOPH. THEOPH. 4. THEOPH. THEOPH. 5. THEOPH. THEOPH. 6. THEOPH. THEOPH. 7. THEOPH. THEOPH. 8. THEOPH. THEOPH. 9. THEOPH. THEOPH. 10. THEOPH. THEOPH.

ERYCINIDÆ.

THEOPE.

THEOPE THEBAIS. 1. 4.

UPPERSIDE. Male dark brown. Anterior wing with a spot of light blue from the base outwards, touching the inner margin. Posterior wing with a central spot of the same colour.

UNDERSIDE lilac or grey; both wings clouded from the base to near the middle with red-brown; both crossed beyond the middle by a band of the same colour; both with a submarginal band also; the outer margin itself rufous.

Expan. $1\frac{3}{10}$ in. Hab. Amazon.

In the Collections of W. W. Saunders and W. C. Hewitson.

THEOPE THERITAS. 2, 3.

UPPERSIDE. Male blue and dark brown. Anterior wing black. From the base to near the middle, except the costal margin, light blue. Posterior wing light blue, with the costal margin broadly brown; the median nervures black.

UNDERSIDE of a uniform yellow-ochre. Posterior wing with two minute black spots near the anal angle.

Expan. $1\frac{4}{10}$ in. Hab. Amazon.

In the Collections of W. W. Saunders and W. C. Hewitson.

2/10 1/10 2/10 1/10

THEOPE THESTIAS. 5, 6.

UPPERSIDE blue and black. Anterior wing black, with a large spot of light blue from the base to the middle, touching the inner margin. Posterior wing light blue, with the outer margin black; the inner margin pale brown.

UNDERSIDE grey-brown, clouded with a darker brown in the middle of both wings. Anterior wing crossed near the outer margin by a band of the same colour. A large spot of yellow at the base, partly on the posterior wing, followed on both wings, but chiefly on the anterior, by some light blue.

Expan. 1 in.

In the Collection of W. C. Hewitson.

THEOPE THELPUSA. 7, 8.

UPPERSIDE. Female blue and black. Anterior wing black, with a longitudinal band of light blue (divided by the nervures), from the base to near the outer margin. Posterior wing blue, with the median nervures and outer margin black.

UNDERSIDE of a uniform bright orange.

Expan. $1\frac{3}{10}$ in. Hab. Amazon.

In the Collections of W. W. Saunders and W. C. Hewitson.

THEOPE THOOTES. 9, 10.

UPPERSIDE. Female light blue. Anterior wing with the costal margin, the outer margin, and almost all the space between the median nervures black. Posterior wing with the costal margin and nervures black.

UNDERSIDE grey-brown, rufous at the margins.

Expan. $1\frac{1}{10}$ in. Hab. Amazon.

In the Collections of W. W. Saunders and W. C. Hewitson.

ERYCINIDÆ.

SYMMACHIA.



8 SYMMACHIA. ARE.

1 SYMMACHIA TIGRINA.	7 SYMMACHIA TIGRINA.
2 SYMMACHIA CALLIGRAPHA.	8 SYMMACHIA TIGRINA.
3 SYMMACHIA NEURINA.	9 SYMMACHIA TIGRINA.
4 SYMMACHIA NEURINA.	10 SYMMACHIA TIGRINA.
5 SYMMACHIA NEURINA.	11 SYMMACHIA TIGRINA.
6 SYMMACHIA TRICOLOR.	

ERYCINIDÆ.

SYMMACHIA.

SYMMACHIA ARCUATA. 1.

UPPERSIDE. Female, dark brown. Anterior wing with four spots of pale yellow at the middle of the costal margin, and a large spot of orange on the inner margin. Posterior wing with the basal half orange.

UNDERSIDE dark brown, with numerous white spots; the costal margin of the anterior wing pale yellow.

Expan. $1\frac{5}{10}$ inch. Hab. Amazon.

In the Collection of W. C. Hewitson.

SYMMACHIA TIGRINA. 2.

Symmachia Tigrina, Bates MS.

UPPERSIDE. Female, orange. Anterior wing with the costal margin and apical half dark brown, crossed by six bands of pale yellow and orange, the outer and submarginal band long. Posterior wing with numerous bands and spots of dark brown.

UNDERSIDE dark brown, with all the bands and spots white.

Expan. 1 inch. Hab. Amazon (Para).

In the Collection of H. W. Bates.

SYMMACHIA CALLIGRAPHA. 3.

Symmachia Calligrapha, Bates MS.

UPPERSIDE. Male, brown, with numerous spots, and a submarginal line of pale yellow.

UNDERSIDE pale yellow, with numerous brown spots.

Expan. 1 inch. Hab. Amazon (Ega).

In the Collection of H. W. Bates.

SYMMACHIA NORINA. 4.

Symmachia Norina, Bates MS.

UPPERSIDE. Female, dark brown, with some spots, the outer margins and a submarginal line ochreous yellow.

UNDERSIDE pale yellow, spotted throughout with brown.

Expan. $1\frac{7}{10}$ inch. Hab. Amazon (Tapajos).

In the Collection of H. W. Bates.

SYMMACHIA LEOPARDINUM. 5.

Symmachia Hilaria of the Plate and Bates MS. Cricosoma Leopardinum, Felder Reise der Novara, Pl. XXXVII., figs. 29, 30.

In the Collections of W. C. Hewitson and H. W. Bates.

Felder's figure, which has been published since my plate was drawn, is less crowded with spots than mine.

SYMMACHIA TRICOLOR. 6.

Symmachia Tricolor, Bates MS.

UPPERSIDE. Female, dark brown. Both wings crossed near the base by a common band of white, each with a band of orange beyond the middle.

UNDERSIDE as above, except that the orange bands are paler, that the anterior wing has a subcostal band of white at its base, and that the posterior wing has a white spot near the middle of its inner margin.

Expan. $1\frac{1}{2}$ inch. Hab. Amazon (Ega).

In the Collections of W. C. Hewitson and H. W. Bates.

SYMMACHIA EMESIA. 7.

UPPERSIDE. Female, rufous, with numerous lines and spots of brown. Anterior wing with a white spot on the middle of the costal margin.

UNDERSIDE orange-yellow, with the spots less distinctly marked.

Expan. $1\frac{2}{10}$ inch. Hab. Nicaragua.

In the Collection of W. C. Hewitson.

SYMMACHIA OCELLATA. 8.

UPPERSIDE. Male, brown, with numerous spots of darker brown bordered below with paler colour; a submarginal band of linear silver spots. Anterior wing with a blind ocellus near the apex and a spot of silver above it: posterior wing with one ocellus near the middle of the outer margin: each with several similar submarginal spots, but less distinct.

UNDERSIDE rufous, with the spots as above and two large silver spots above the apical ocellus of the anterior wing.

Expan. 1 inch. Hab. Venezuela.

In the Collection of W. C. Hewitson.

SYMMACHIA CALLISTE. 9.

Symmachia Calliste, Bates MS.

UPPERSIDE. Female, dark brown, with numerous small spots of yellow and orange.

UNDERSIDE as above, except that all the spots are paler.

Expan. $1\frac{3}{20}$ inch. Hab. Amazon (Para).

In the Collection of H. W. Bates.

SYMMACHIA HETÆRINA. 10.

Symmachia Hetærina, Bates MS.

UPPERSIDE. Female, dark brown. Both wings crossed near the base by a common broad band of yellow-white. Anterior wing with two spots of the same colour.

UNDERSIDE as above, except that the posterior wing has some white spots at the anal angle.

Expan. $1\frac{7}{20}$ inch. Hab. Amazon (Tapajos).

In the Collection of H. W. Bates.

SYMMACHIA PARDALIS.

UPPERSIDE. Female, orange, with numerous spots and bands of dark brown.

UNDERSIDE as above, except that the base of the costal margin of the anterior wing is crossed by several lines of brown.

Expan. $1\frac{2}{10}$ inch. Hab. Amazon (St. Paulo).

In the Collection of H. W. Bates.

ERYCINIDAE

SYMMACHIA & CHARIS II



W. H. Edwards, Ill. M., 1881

M. N. H. Hart, imp.

12-13 SYMMACHIA THEONYMA

14-15 SYMMACHIA ELENA

16 SYMMACHIA TITIANA

17-18 SYMMACHIA TEMESA

19 SYMMACHIA THREISSA

1-12 CHARIS CALAGUTIS

13-14 CHARIS CACIPARIS

ERYCINIDÆ.

SYMMACHIA II. CHARIS II.

SYMMACHIA CLEONYMA. 12, 13.

Symmachia Cleonyma, Hewitson. *Entom. Mon. Mag. Vol. VII. p. 4*, 1870.

UPPERSIDE. Male, dark brown, the margins of the thorax and the anal segments of the abdomen, scarlet. Anterior wing marked chiefly below the median nervure by twelve or thirteen scarlet spots; three spots near the base and one (minute) near the middle of the costal margin white: two submarginal bands of orange spots. Posterior wing scarlet, with all the margins broadly brown, the outer margin dentated inwardly: two linear spots of orange at the anal angle.

UNDERSIDE. Anterior wing as above, except that all the spots and the inner margin are white. Posterior wing white crowded with black spots and bands: a submarginal series of black spots.

Exp. $1\frac{1}{10}$ inch. Hab. Nicaragua. (Chontales, Belt.)

In the Collections of W. W. Saunders and W. C. Hewitson.

SYMMACHIA LEENA. 14, 15.

Symmachia Leena, Hewitson. *Entom. Mon. Mag. Vol. VI. p. 226*, 1870.

UPPERSIDE. Male, rufous-brown. Anterior wing with many indistinct red spots below the median nervure; a minute spot on the middle of the costal margin, a second spot a little beyond this, and a third near the outer margin, before the middle. Posterior wing brick-red, with the base, the costal and inner margins which are broad, the outer margin which is narrow, and five or six spots between the median nervures, all dark brown; some red spots near the base.

UNDERSIDE. Dark brown. Anterior wing as above. Posterior wing with some grey spots between the median nervules and near the inner margin.

Exp. $\frac{1}{2}\frac{7}{10}$ inch. Hab. Nicaragua. (Chontales, Belt.)

In the Collections of W. W. Saunders and W. C. Hewitson.

SYMMACHIA TITIANA. 16.

Symmachia Titiana, Hewitson. *Equat. Lep. p. 51*, 1870.

UPPERSIDE. Male, orange. Anterior wing with the base, the costal margin, a band from the costal margin before the middle to the inner margin near the anal angle, a short band at the end of the cell, the apex and outer margin all black: a pale yellow spot from the middle of the costal margin. Posterior wing with the apex, three submarginal black spots, the anal angle, and outer margin black.

UNDERSIDE as above, except that the costal margin of the posterior wing is dark brown.

Exp. $1\frac{3}{10}$ inch. Hab. Ecuador. (Ashpiyaco, Buckley.)

In the Collection of W. C. Hewitson.

SYMMACHIA TEMESA. 17, 18.

Symmachia Temesa, Hewitson. *Equa. Lep. p. 52*, 1870.

UPPERSIDE. Male, brown. The costal margin of the anterior wing and the outer margin of both wings darker brown. Both wings with numerous dark brown spots which it is easier to describe from the underside.

UNDERSIDE rufous: the margins brown, broad at the anal angle of the anterior wing and outer margin of the posterior wing. Both wings with three spots in the cell and spots above and below these: a spot at the end of the cell: both crossed beyond this by three transverse bands (the middle band of the anterior wing imperfect) of black spots.

Exp. 1 inch. Hab. Ecuador. (Curaray, Buckley.)

In the Collection of W. C. Hewitson.

More like *Emesis* in colour, but I think better placed here.

SYMMACHIA THREISSA. 19.

Symphachia Threissa, Hewitson. *Entom. Mon. Mag. Vol. VI. p. 226, 1870.*

UPPERSIDE. Male, black. Anterior wing marked at the middle of the costal margin by a triangular transparent white spot. Posterior wing with a broad unequal band of scarlet parallel and near to the costal margin.

UNDERSIDE dark brown. Anterior wing with the inner margin silvery-grey.

Exp. $1\frac{7}{10}$ inch. Hab. Nicaragua. (Chontales, Belt.)

In the Collections of W. W. Saunders and W. C. Hewitson.

CHARIS CALAGUTIS. 11, 12.

UPPERSIDE rufous-brown. Both wings crossed beyond the middle by an undulated linear band of brown, paler on its inner border: both crossed by a submarginal band of silver marked on its inner border by a series of black spots: the fringe white.

UNDERSIDE of both wings as above, except that it is grey with the outer margins rufous: that there are two parallel linear bands of brown near the base preceded by two brown spots and followed by several others, one of which is at the end of the cell: and that the anterior wing has a subapical silver spot, besides the silver submarginal band.

Exp. $\frac{9}{10}$ inch.

In the Collection of W. C. Hewitson.

CHARIS CACIPARIS. 13, 14.

UPPERSIDE. Male, dark brown. Anterior wing crossed at the middle by a broad equal band of scarlet from the costal margin (with which it is at a right angle) to near the anal angle where it is curved towards the inner margin; the apex white: two or three minute subapical and subanal silver spots. Posterior wing crossed by several bands of darker brown and by a submarginal silver line, and marked within this near the apex and anal angle by a minute silver spot.

UNDERSIDE as above, except that the scarlet band of the anterior wing is extended to near the base: that there is a distinct silver spot on the inner border of this band where it curves near the anal angle.


Exp. $1\frac{2}{10}$ inch. Hab. New Granada.

In the Collections of W. W. Saunders and E. Birchall.

Felder's figure of *Crococoma Pheretima* is, I dare say, intended for this species. I did not think so when I made my drawing, and it will be seen by a comparison of the two figures that they have a different aspect. The anterior wings of my figure are longer and the transverse band at a different angle with the costal margin.

ERYCINIDÆ.

CHARIS



V C Fennel made. 2 Jan 1966

சென்னை - சுவாமிநாதர் அம்ம

- 1 CHARIS CADMEIS.
2 CHARIS CŒCIAS.
3 CHARIS CADYTIS.
4.5 CHARIS CALICENE.

6. CHARIS CARYATIS
7.8. CHARIS CHAONITIS
9. CHARIS CHELONIS
10 CHARIS CLEADAS

ERYCINIDÆ.

CHARIS.

CHARIS CADMEIS. 1.

UPPERSIDE. Male, brown. Both wings crossed by several bands of black ; the outer margins paler and traversed by a band of black spots, the nervures between the spots marked with silver ; the fringe white.

UNDERSIDE as above, except that it is glossed with blue, and is without the silver lines.

Expan. $1\frac{4}{10}$ inch. Hab. Amazon.

In the Collections of W. W. Saunders and W. C. Hewitson.

CHARIS CECIAS. 2.

UPPERSIDE. Male, dark brown. Both wings crossed beyond the middle by a band of scarlet, and marked above each end of both wings by irrorations of silver (very slight on the anterior wing). Anterior wing with a submarginal band of silver spots ; posterior wing with a continuous band of the same colour ; the margins spotted with white.

UNDERSIDE as above, except that the scarlet band is much broader, and that the silver band of the posterior wing is in spots.

Expan. $1\frac{2}{10}$ inch. Hab. Upper Amazon.

In the Collection of W. C. Hewitson.

CHARIS CADYTIS. 3.

UPPERSIDE. Male, dark brown. Both wings with two submarginal lines of silver ; the fringe white. Anterior wing orange spotted with black between the bands of silver from the apex to the middle.

UNDERSIDE as above, except that there is only one band of silver, and that there is a broad band of white on the outer margin.

Expan. $1\frac{2}{10}$ inch. Hab. Rio Grande.

In the Collection of W. C. Hewitson.

CHARIS CALICENE. 4, 5.

UPPERSIDE. Female, rufous-orange. Both wings with numerous spots and bands of black ; both crossed by a band of brown beyond the middle, by two bands of silver, the space between them traversed by a band of black spots.

UNDERSIDE as above, except that it is orange-yellow, nearly white at the costal margin of the posterior wing ; that there are no bands of silver, and that there is no brown band except from the costal margin to the middle of the anterior wing.

Expan. $1\frac{1}{10}$ inch.

In the Collection of W. C. Hewitson.

2nd ed. 1866.

CHARIS CARYATIS.

C. Cleonus Godart Encl. Method., p. 573.

UPPERSIDE. Male, dark brown. Both wings with two submarginal lines of silver; the space between them rufous-brown, traversed by a band of black spots; the fringe white, intersected with black near the apex of the anterior wing.

UNDERSIDE dark brown. Each wing with a single line of silver, very broad on the anterior wing.

Expan. $\frac{9}{16}$ inch. Hab. Amazon.

In the Collections of W. C. Hewitson and W. W. Saunders.

This is the butterfly described by Godart, but not the *P. Cleonus* of Cramer, who figures an insect with two submarginal lines of silver on both sides of the wings.

CHARIS CHAONITIS. 7, 8.

UPPERSIDE. Female, brown spotted with black near the base, crossed at the middle by a broad band of dark brown; the outer margin broadly rufous; two submarginal lines of silvery blue with between them a band of black spots.

UNDERSIDE dull yellow with numerous spots and bands of black; crossed beyond the middle by a band of brown; the submarginal spots as above.

Expan. $1\frac{1}{10}$ inch. Hab. Amazon.

In the Collections of W. W. Saunders and W. C. Hewitson.

CHARIS CHELONIS. 9.

UPPERSIDE. Male, brown marked indistinctly with black spots. Both wings crossed by a band of silver; both with a submarginal band of black spots. Posterior wing with a second line of silver very slightly indicated near the anal angle of the anterior wing.

UNDERSIDE dull grey-blue. Posterior wing crossed at the middle by a band of black spots; the outer margin paler than the rest of the wing, traversed by indistinctly marked black spots.

Expan. $1\frac{7}{10}$ inch. Hab. Rio Janeiro.

In the Collection of W. C. Hewitson.

CHARIS CLEADAS. 10.

UPPERSIDE. Male, rufous-brown, paler at the outer margins. Both wings with numerous bands and spots of black; both with a submarginal band of black spots and white spots on the margin. Anterior wing with two white spots near the costal margin.

UNDERSIDE as above, except that it is paler, that the black spots are bordered outwardly with paler colour (those of the submarginal band on both sides). Posterior wing with two of the submarginal spots larger than the others.

Expan. $1\frac{1}{2}$ inches. Hab. Amazon.

In the Collections of W. W. Saunders and W. C. Hewitson.

EROTINIDAE.

EMESIS



W. J. Hewatson del et lith. Oct 1872

M & N Hanhart imp

- | | |
|---------------------|---------------------------|
| 1. EMESIS ANGULARIS | 5 6. EMESIS CILIX |
| 2. EMESIS LACRINES | 7. EMESIS ZELOTES |
| 3 4. EMESIS NEEMIAS | 8. EMESIS FASTIDIOSA var. |

ERYCINIDÆ.

EMESIS.

EMESIS ANGULARIS. 1.

Emesis Angularis, Hewitson. *Trans. Ent. Soc.* p. 162, 1870.

UPPERSIDE. Male, rufous-brown. Both wings of unusual form, crossed from the base to the middle by several short linear black bands, both with two submarginal bands of black spots. Posterior wing almost square.

UNDERSIDE as above except that it is orange-rufous.

Exp. $1\frac{9}{10}$ inch. Hab. Ecuador. (Chaquinda, Villagomes.)

In the Collection of W. C. Hewitson.

EMESIS LACRINES. 2.

Emesis Lacrines, Hewitson. *Ent. Mon. Mag.* VII. p. 5, 1870.

UPPERSIDE. Male, bright red. Both wings crossed from the base to beyond the middle by many short linear black bands: both with a submarginal series of black spots preceded by an indistinct band of brown. Anterior wing with a large oval subapical spot of orange.

UNDERSIDE as above except that it is paler and without any bright colour.

Exp. $1\frac{1}{10}$ inch. Hab. Nicaragua. (Chontales, Belt.)

In the Collections of W. C. Hewitson and W. W. Saunders.

EMESIS NEEMIAS. 3, 4.

UPPERSIDE. Male, dark brown. Both wings crossed by several short linear black bands bordered outwardly by grey-white, forming a zigzag band beyond the middle of the anterior wing.

UNDERSIDE rufous, bright. Both wings with numerous indistinct pale-brown spots.

Exp. $1\frac{5}{10}$ inch. Hab. Brazil. (Rogers.)

In the Collection of W. C. Hewitson.

EMESIS CILIX. 5, 6.

Emesis Cilix, Hewitson. *Equat. Lep. p.* 50, 1870.

UPPERSIDE. Male, dark rufous-brown. Both wings with some scarcely seen short linear black bands near the base: both crossed at and beyond the middle by a band of dark brown. Anterior wing with a short linear band near the apex.

UNDERSIDE as above except that it is rufous, and that there is a submarginal series of very indistinct rufous minute spots on both wings.

Exp. $1\frac{11}{20}$ inch. Hab. Ecuador (Sarayaco, Buckley) and Mexico.

In the Collection of W. C. Hewitson.

EMESIS ZELOTES. 7.

UPPERSIDE. Female, rufous, darkest near the base and outer margin. Both wings with several short linear black bands near the base, both crossed at the middle by a zigzag band of black, beyond the middle by a band of lunular brown spots and a submarginal series of round black spots bordered above with paler colour.

UNDERSIDE as above except that it is orange-yellow.

Exp. $1\frac{7}{20}$ inch. Hab. Brazil. (Rogers.)

In the Collections of W. W. Saunders and W. C. Hewitson.

EMESIS FASTIDIOSA, var. 8.

UPPERSIDE. Male, green-brown. Both wings crossed by numerous linear bands of black from the base to the middle: both crossed beyond the middle by two undefined submarginal bands of brown. Anterior wing with the apex and part of the outer margin broadly grey-white, the extreme apex black marked by a minute white spot.

UNDERSIDE as above except that it is orange-rufous, that the submarginal band is divided into small triangular spots, and that the band above these on the anterior wing is very broad.

Exp. $2\frac{1}{10}$ inch. Hab. Colombia.

In the Collections of W. W. Saunders and W. C. Hewitson.

ERYCINIDÆ.

NYMPHIDIUM. *Doubleday.*

NYMPHYDIUM ARCTOS. 1, 2.

UPPERSIDE. Male red-brown. Both wings crossed beyond the middle by two indistinct bands of darker colour. The base of each with several black spots across and below the cell. Anterior wing with a small white spot near the costal margin towards the apex.

UNDERSIDE as above, but much lighter. Posterior wing with a submarginal row of conical black spots.

FEMALE. Upperside red-brown. Both wings spotted with black near the base; crossed by a transverse band of brown, interrupted on the anterior wing by a band of three lunular white spots below the median nervure; a second band of white forming an angle with the other, crosses the wing above the median nervure. Underside as above, but much lighter. Posterior wing with two marginal lines of white points, and a narrow waved central band of white, with between them a row of large conical black spots.

Expan. $1\frac{7}{10}$ in. Hab. River Amazon.

In the Collections of W. W. Saunders and W. C. Hewitson.

NYMPHIDIUM AGLE. 3.

Nymphidium Agle. Doubleday.—Brit. Mus. Cat. (undescribed).

UPPERSIDE. Male, brown, with a broad central band of cream colour, common to both, and a submarginal band of orange marked with a row of very black spots. Anterior wing with some black spots in the cell, one of which forms an indentation in the margin of the central band.

UNDERSIDE as above, but much lighter, without the spots at the base; the marginal band of orange, indistinct or absent.

The Female scarcely differs except in form.

Expan. $1\frac{1}{2}$ in. Hab. River Amazon.

In the Collections of W. W. Saunders and W. C. Hewitson.

NYMPHIDIUM ASCOLIA. 4.

UPPERSIDE. Male dark-brown, with a broad central triangular band of white serrated on its lower margin, and common to both wings. Both wings with several very black large lunular marginal spots, edged with white. Anterior wing with six, the fourth from the apex least. Posterior wing with four, the second least. Anterior wing with three black lines near the base.

UNDERSIDE as above, except that the two small marginal spots are nearly white.

FEMALE differs in form only.

Expan. $1\frac{4}{10}$ in. Hab. River Amazon.

In the Collections of W. W. Saunders and W. C. Hewitson.

I have a variety in which the central white band extends upwards to the costal margin of the anterior wing.

Each Jan 1, 1887.

NYMPHIDIUM BÆOTIA. 5.

UPPERSIDE. Male red-brown with a narrow central triangular band of white, indistinct on the anterior wing, and common to both. Anterior wing with the usual spots near the base, and a transverse row of similar spots near the apex. Both wings with a marginal row of black lunular spots edged with white.

UNDERSIDE the same, but lighter.

FEMALE with the band of white broader and more clearly defined. The margin of the posterior wing white.

Expan. 1 in. Hab. River Amazon.

In the Collections of W. W. Saunders and W. C. Hewitson.

Nearly allied to *Nymphidium Mantus*.

NYMPHIDIUM CHAONIA. 6.

UPPERSIDE. Male white bordered with dark brown. Anterior wing with the margins broad; the apex crossed by a line of white. The margin of the posterior wing narrow, divided by a white line.

UNDERSIDE as above, but lighter.

FEMALE differs only in form.

Expan. $1\frac{4}{10}$ in. Hab. River Amazon.

In the Collections of W. W. Saunders and W. C. Hewitson.

NYMPHIDIUM LYCORIAS. 7, 8.

N. Lycorias, Doubleday.—*Brit. Mus. Cat. (undescribed)*.

UPPERSIDE. Male brown, with a broad central band of white, common to both. Anterior wing with three spots near the base, and a triangular one near the anal angle, orange. A band across the apex, and three spots below it, near the outer margin, white. Posterior wing with two narrow bands of white between the central band and the outer margin. The anal angle (which is slightly tailed) with a large spot of orange.

UNDERSIDE differs in having a line of white at the base of the anterior wing, in place of the orange spots, and a white spot at the apex.

FEMALE differs greatly in form, but not in colour.

Expan. ♂ $1\frac{5}{10}$ ♀ $1\frac{9}{10}$ in. Hab. Honduras.

In the Collections of W. W. Saunders and W. C. Hewitson.

NYMPHIDIUM GELA. 9.

N. Gela. Doubleday.—*Brit. Mus. Cat. (undescribed)*.

UPPERSIDE. Male brown, with a narrow central band common to both. Both wings rufous at the base, and marked with several black spots; both with a submarginal band of orange, and a row of black spots.

UNDERSIDE as above, but very much lighter; without the rufous patch at the base, and the marginal band of orange.

FEMALE with the marginal band of orange wider.




Expan. $1\frac{3}{10}$ in. Hab. River Amazon.

In the Collections of W. W. Saunders and W. C. Hewitson.

Nearly allied to *Nymphidium Agle*.

ERYCINIDÆ.

NYMPHIDIUM. 11.



10 NYMPHIDIUM ARCHE

11 12 NYMPHIDIUM ERDE

13 14 15 NYMPHIDIUM APAME

ERYCINIDÆ.

NYMPHIDIUM. II.

NYMPHIDIUM ARCHE. 10.

UPPERSIDE. Female rufous-brown. Anterior wing with five brown spots near the base: a transverse band beyond the middle, a spot near the middle of the inner margin, and a spot near the anal angle, all pale yellow. Posterior wing with two linear spots in the cell, a band of five spots at the middle and a submarginal band of eight oblong white spots, each marked with a brown spot.

UNDERSIDE as above, except that it is much paler, and that there are two small rufous spots on the costal margin of the posterior wing before its middle.

Exp. $1\frac{9}{10}$ inch. Hab. Amazon.

In the Collections of W. W. Saunders and W. C. Hewitson.

This may be a variety of *N. Soranus*, but differs from it too much to be considered as such.

NYMPHIDIUM EROE. 11, 12.

UPPERSIDE. Female purple brown. Anterior wing with the usual black spots in and below the cell: a spot on the costal margin and a cruciform spot below it at the middle of the wing pale yellow. Posterior wing with a brown spot at the end of the cell, a transverse broad band of pale yellow beyond the middle, followed by a band of dark brown spots, a band of linear obscure spots of white: the margin dark brown, the fringe alternately grey and brown.

UNDERSIDE as above, except that it is paler; that the anterior wing is crossed by a continuous band of white and has two dark brown spots near its anal angle; that the band of the posterior wing is preceded by some pale spots, is continued to the outer margin, and is marked by conical black spots, large and in pairs, near the angles.

Exp. $1\frac{7}{10}$ inch. Hab. Cayenne.

In the Collection of W. C. Hewitson.

On the underside this species scarcely differs from *N. Arctos*, of which it may be probably only a variety.

NYMPHIDIUM APAME. 13, 14, 15.

UPPERSIDE. Male rufous-brown, with four dark brown spots near the base, with rufous border, a transverse band broken in the middle, a submarginal obscure linear band, and a spot near the anal angle, all rufous-orange. Posterior wing crossed near the middle by a pale broad rufous band: the outer margin broadly rufous-orange, with three dark brown spots near the apex.

UNDERSIDE. Anterior wing grey-brown; the central band, which is continuous, the submarginal band, and the spot near the anal angle, all white. Posterior wing white, with three dark brown spots near the base, a broken band of brown spots beyond the middle, and a submarginal band of dark brown spots, three at each angle, and one between them.




Female with the upperside rufous-brown; five brown spots near the base, bordered with white. Both wings crossed by a common white band broken and deeply sinuated on its inner side on the anterior wing, very broad on the posterior wing: both with a submarginal pale rufous white band, followed nearer the margin by dark brown spots. On the underside it does not differ from the male.

Exp. 2 inches. Hab. Amazon.

In the Collections of W. W. Saunders and W. C. Hewitson.

EPYCNIDÆ.

NYMPHIDIUM. III



Hewitson del et lith 1865

M & N Hanhart

16 17. 18 NYMPHIDIUM MYCENE
19 NYMPHIDIUM MYCEA.
20 NYMPHIDIUM OMCIS

21 NYMPHIDIUM ENOBA
22 NYMPHIDIUM NINIAS
23. 24 NYMPHIDIUM MOLELA

ERYCINIDÆ.

NYMPHIDIUM III.

NYMPHIDIUM MYCONE. 16, 17, 18.

UPPERSIDE. Male rufous-brown. Both wings with some rufous-brown spots, both crossed beyond the middle by a band of rufous-brown. Anterior wing with a white spot near the apex; posterior wing with a submarginal band of brown spots, bordered above and below with white.

UNDERSIDE white. Anterior wing with the spots and bands as above, but very pale. Posterior wing white, with some spots at the base, a transverse rufous band beyond the middle, and a submarginal band of black spots.

Female rufous-brown with some spots at the base, and a central common broad band. Anterior wing with an apical band of white spots. Posterior wing with a submarginal band of lunular brown spots bordered above and below with white, the fringe spotted with white.

Exp. $1\frac{1}{2}$ inch. Hab. Nicaragua.

In the Collection of W. C. Hewitson.

The female of this species scarcely differs from *N. Calyce* of Felder.

NYMPHIDIUM MYCEA. 19.

UPPERSIDE. Pale yellow, with the margins broadly dark brown; the outer margin of both wings traversed by a rufous band. Anterior wing with three white spots near the apex.

UNDERSIDE as above.

Exp. $1\frac{3}{10}$ inch. Hab. New Granada.

In the Collection of W. C. Hewitson.

NYMPHIDIUM OMOIS. 20.

UPPERSIDE white. Both wings with a marginal band of conical dark brown spots, bordered with white: both with an orange spot near the anal angle. Anterior wing with the costal margin and apex broadly rufous-brown.

UNDERSIDE as above.

Female does not differ from the male except in form.

Exp. $1\frac{1}{10}$ inch. Hab. Amazon.

In the Collections of W. W. Saunders and W. C. Hewitson.

NYMPHIDIUM ONOBA. 21.

UPPERSIDE pale yellow; the margins dark brown. Both wings with a marginal band of lunular spots bordered with grey blue.

UNDERSIDE as above, except that there are some white spots at the outer margin of both wings.

Exp. $1\frac{2}{10}$ inch. Hab. Cayenne.

In the Collection of W. C. Hewitson.

NYMPHIDIUM NINIAS. 22.

UPPERSIDE. Male white. Both wings with the base brown, and a marginal row of conical spots bordered with white: both with an orange spot at the anal angle. Anterior wing with the apex broadly brown.

UNDERSIDE as above, except that there are some white spots on the outer margin of both wings.

Exp. $1\frac{5}{20}$ inch. Hab. Amazon.

In the Collection of W. C. Hewitson.

NYMPHIDIUM MOLELA. 23, 24.

UPPERSIDE. Male dark brown. Anterior wing crossed obliquely from the costal margin beyond its middle by a band of four minute white spots; crossed from the median nervure to the inner margin by a band of blue commencing with a spot of white; an obscure band near the outer margin and a lunular spot of blue near the anal angle. Posterior wing crossed at the middle by a band of white; the outer half blue, marked at the apex by a spot of dark brown, and a submarginal band of black spots: the margin black, the fringe spotted with white.


UNDERSIDE rufous-brown. Both wings crossed by a central common band of white, both with a submarginal band and some marginal spots of lilac-white. Anterior wing with three black spots near the base, three bands across the cell, a small spot at the end of the cell, and an oblique band beyond the middle, all lilac-white. Posterior wing with two bands of lilac-white near the base.

Exp. $1\frac{6}{10}$ inch. Hab. Amazon.

In the Collections of W. W. Saunders and W. C. Hewitson.

ERYCINIDÆ.

NYMPHIDIUM IV.



W. H. Wood, collector, 15th June 1871

M. & N. Harcourt, imp.

- | | | | |
|-----------------------------|----|---------------------|----------------------------|
| 25. 26 NYMPHIDIUM ETHELINDA | | | |
| 27 | 28 | NYMPHIDIUM ONAEUM | 31. NYMPHIDIUM PHLIASUS |
| 29 | 30 | NYMPHIDIUM PHILLONE | 32 33. NYMPHIDIUM NEALCES. |

ERYCINIDÆ.

NYMPHIDIUM IV.

NYMPHIDIUM ETHELINDA. 25, 26.

Nymphidium Ethelinda, Hewitson. *Entom Mon. Mag.* Vol. VII., p. 6, 1870.

UPPERSIDE. Male, dark rufous-brown. Posterior wing white from the end of the discoidal cell to the outer margin, marked at the apex by a band of black.

UNDERSIDE. Anterior wing grey-white with the base, a band beyond the middle and the outer margin brown: two spots in the cell, two below these, and one at the end of the cell, dark brown bordered with white. Posterior wing as above, except that it is grey-white at the base clouded with brown and marked by five brown spots, that the apical band is divided into three distinct spots, and that there is a black spot near the anal angle.

Female, white. Anterior wing with the base (which is marked by three brown spots bordered with white) and the costal and outer margins broadly brown. Posterior wing with a series of seven lunular spots of black on the outer margin, which is also black. The underside as above, except that the base of the costal margin of the anterior wing is white, and that there is a sub-marginal series of brown spots bordered with white.

Exp. ♂ $1\frac{8}{10}$ ♀ $2\frac{2}{10}$ inch. Hab. Minas Geraes. (Rogers.)

NYMPHIDIUM ONAEUM. 27, 28.

Nymphidium Onaem, Hewitson. *Trans. Entom. Soc.* p. 35, 1869.

UPPERSIDE. Male, dark brown, the outer margins with the usual series of arched black spots bordered with white: a large triangular space of white common to both wings: each wing with a large orange spot at the anal angle. Anterior wing with three orange spots near the base and a spot of white at the apex of the large central space of white.

UNDERSIDE as above.

Female does not differ except that the white spot at the apex of the central triangular space is not separated from that space as in the male.

Exp. $1\frac{1}{2}$ inch. Hab. Nicaragua. (Chontales, Belt.)

In the Collections of W. W. Saunders and W. C. Hewitson.

NYMPHIDIUM PHILLONE. 29, 30.

Erycina Phillone, Godart. *Encl. Mothod.* p. 574.

UPPERSIDE. Female (fig. 30), dark brown crossed in the middle by a broad common band of white, followed on both wings by a narrow band of orange, and

L L

by a submarginal band of grey-white. Anterior wing with alternate black spots bordered with white and orange spots in and below the cell: a band of three spots before the apex and some submarginal linear white spots: the fringe black, with white spots. Posterior wing with the outer margin black traversed by a white line: the fringe black and white alternately.

Exp. $1\frac{3}{10}$ to $1\frac{6}{10}$. Hab. Brazil.

In the Collections of W. W. Saunders and W. C. Hewitson.

I have separated this from *P. Phliasus* of Clerck and Cramer. It is accurately described by Godart as a variety of *N. Phliasus* under the name which I have adopted. I do not know the male of this species.

NYMPHIDIUM PHLIASUS. 31.

P. Phliasus. Clerck, plate 41. Cramer, plate 192.

UPPERSIDE. Female, dark brown. Both wings crossed at the middle by a band of white from the first branch of the median nervure of the interior wing to the inner margin of the posterior wing, preceded on the anterior wing by a broader band of orange: both wings crossed beyond the middle by a linear band of scarlet, by a band of pale brown, a series of black spots, and again by another band of pale brown, nearly white on the posterior wing. Anterior wing with alternate spots of orange and black in and below the cell: posterior with a spot of orange near the base and also at the anal angle.

Male does not differ from the female except in size.

Exp. ♂ $1\frac{4}{10}$ ♀ 2 inch. Hab. Cayenne.

In the Collections of W. W. Saunders and W. C. Hewitson.

NYMPHIDIUM NEALCES. 32, 33.

UPPERSIDE. Male, dark brown, with a marginal series of black spots bordered with white. Anterior wing crossed below the median nervure by a band of white: the spots in the cell bordered on both sides with white: the nervures white. Posterior wing crossed by a broad band of orange, which is extended on the inner margin to the anal angle and bordered near the base with white: a submarginal series of black spots bordered with white.

UNDERSIDE as above, except that the marginal spots of the posterior wing are much more distinctly bordered with white, and that there are two separate black spots at the anal angle.

Female differs from the male in shape and in having a broad yellow band across both wings.

Exp. $\frac{1}{2}$ inch. Hab. Cayenne.

In the Collection of W. C. Hewitson.

ERYCINIDÆ.

LEMONIAS I



W.C. Hewitson del et lith 1853

Printed by Hurlimandel & Walton

1 2 LEMONIAS LATONA 4 5 LEMONIAS SENTA
 3 1 LEMONIAS IRENE (Westwood) 6 7 LEMONIAS RHODOPE
 8.9 LEMONIAS PYTHIA.

ERYCINIDÆ.

LEMONIAS. *Doubleday.*

LEMONIAS LATONA. 1. 2.

UPPERSIDE. Male black. Anterior wing with a large, central, oblong spot of white, tinted with lilac on the inner margin. Posterior wing with a broad band of orange, parallel to the inner margin, and reaching from the base to near the anal angle.

UNDERSIDE grey brown. Anterior wing with three small spots of black near the base. Posterior wing with several similar spots, as well as some indistinct and conical spots near the outer margin.

Expan. $1\frac{1}{10}$ in. Hab. River Amazon.

In the Collection of W. C. Hewitson.

LEMONIAS IRENE. 3.

Lem. Irene, Westw. *Gen. Diur. Lep.* page 459.

UPPERSIDE. Male black. Each wing with a large white spot. Central and oblong and slightly sinuated on the outer margin on the anterior wing; round, beyond the middle, and margined with lilac on the posterior wing. Posterior wing with a triangular spot of orange at the base, reaching in a point to the middle of the inner margin.

UNDERSIDE brown, lighter near the base. Anterior wing with three black spots, posterior with several.

Expan. $1\frac{3}{10}$ in. Hab. River Amazon.

In the Collection of W. W. Saunders.

LEMONIAS SENTA. 4, 5.

UPPERSIDE. Male rufous. Both wings crossed transversely by several undulating, indistinct bands, and some spots of lighter colour; (the second band from the outer margin bordered with black on its inner side) a short black line at the end of the cell, and several small, round, black spots near the outer margin. Anterior wing with some small, round, black spots near the base, and a minute spot of white towards the apex.

UNDERSIDE as above, except that all the indistinct markings are clearly defined, and nearly white.

Expan. $1\frac{3}{10}$ in. Hab. River Amazon.

In the Collection of W. C. Hewitson.

LEMONIAS RHODOPE. 6, 7.

UPPERSIDE. Male black. Each wing with a large, brilliant, triangular spot of orange, having its base on the inner margin. Anterior wing with three indistinct, minute spots of blue near the apex.

UNDERSIDE grey brown. Both wings with several spots of black from the base to the middle, followed near the outer margin by several large, conical, black and white spots.

The inner margin of the anterior wing nearly white.

Expan. $1\frac{2}{10}$ in. Hab. River Amazon.

In the Collections of W. W. Saunders and W. C. Hewitson.

Near *Lemonias Thermodoe* of Hubner.

LEMONIAS PYTHIA. 8, 9.

UPPERSIDE. Male black, tinted with purple. Anterior wing with a central, oblong, oblique spot of white. Posterior wing with a large, conical spot of blue from near the end of the cell to the outer margin, and divided into three by the median nervules.

UNDERSIDE light brown. Anterior wing with the central spot as above, with a line of white (intersected by the subcostal nervure) reaching from it to the base. Posterior wing with the base orange; the space from the median nervure to the inner margin (blue above) white, intersected by broad, black nervules.

Expan. $1\frac{2}{10}$ in. Hab. River Amazon.

In the Collection of W. C. Hewitson.

ERYCINIDÆ.

LEMONIAS. II.



W.C. Hewitson, del et lith. 1857

Printed by Hullmandel & Walton

10 11 LEMONIAS SIAKA
12 13 14 LEMONIAS SUDIAS.

15 16 LEMONIAS RHEA
17 18 LEMONIAS THARA

ERYCINIDÆ.

LEMONIAS. II.

LEMONIAS SIAKA. 10, 11.

UPPERSIDE. Male black, with a large white spot on each wing. Anterior wing with the lower edge of the white spot and a row of spots near the outer margin light blue. Posterior wing light blue. The costal margin broadly black, traversed by a band of orange from its base to beyond its middle. A line of orange on the fold of the inner margin, near its base.

UNDERSIDE light black. The base of both wings dirty rufous. Anterior wing with three black spots; posterior wing with six spots, in rows of three each, all between the base and the large central white spots. The inner margin of the posterior wing broadly rufous.

Expan. $1\frac{4}{10}$ in. Hab. Amazon.

In the Collection of W. C. Hewitson.

This species and the two which have been previously figured, *L. Latona* and *Irene*, form a most beautiful and interesting group. They are all males, and like *L. Sudias* of the plate, have partners with very little resemblance to them on the upperside. Mr. Bates has kindly sent me a rough sketch of the female of *L. Irene*, which is of a plain brown, the anterior wing crossed by a rufous band.

LEMONIAS SUDIAS. 12, 13, 14.

UPPERSIDE. Male. Anterior wing dull grey-blue, the base and margins light brown. Crossed by several indistinct black spots. A line of black spots near the apex and outer margin. Posterior wing lighter brown, with some indistinct spots near the costal margin, and one at the apex black. The outer margin broadly orange.

UNDERSIDE as above, but much lighter, with numerous black spots. Posterior wing with a black spot at the anal angle.

Female light brown. Anterior wing crossed beyond the middle by an oblique band of white; from the white band to the apex dark brown. Posterior wing with an obscure white spot near the apex. Underside lighter, with several small black spots. Anterior wing with a row of large black spots near the outer margin. Posterior wing with a double row of lunular spots parallel to the outer margin; those at the apex of a deeper black.

Expan. $1\frac{9}{20}$ in. Hab. Honduras.

In the British Museum.

7. 2. 5. 5.

Q Q

LEMONIAS RHESA. 15, 16.

UPPERSIDE. Male orange. Anterior wing with the costal margin near the base, two spots touching it, and the wing from the middle to the apex blue-black; marked near the apex by a spot and line of light blue. Posterior wing with the outer margin and a row of spots near it black.

UNDERSIDE grey, with numerous black spots. Both wings with a submarginal row of oblong white spots with black centres; those at the apex and anal angle of the posterior wing larger than the rest. The inner margin of the anterior wing broadly rufous.

Expan. $1\frac{5}{10}$ in. Hab. Amazon.

In the Collections of W. W. Saunders and W. C. Hewitson.

LEMONIAS THARA. 17, 18.

UPPERSIDE. Male light blue. Anterior wing slightly rufous near the base, clouded. Crossed before the middle by six black spots in pairs. A large spot near the apex and a row of spots near the outer margin black. Posterior wing orange, broadly margined with blue. Two or three indistinct spots at the costal margin, two or three spots on the edge of the blue, and a row of spots near the outer margin all black.

UNDERSIDE clouded grey. Anterior wing with two transverse lines of spots before the middle. Posterior wing with several irregularly placed. Both wings crossed by a row of black spots beyond the middle, followed by a band of white spots, and again near the margin by another line of black spots; all indistinctly marked on the anterior wing.

Expan. $1\frac{3}{10}$ in. Hab. Amazon.

In the Collections of W. W. Saunders and W. C. Hewitson.

ERYCINIDÆ.

LEMONIAS. III.

LEMONIAS AURINIA. 19, 20.

UPPERSIDE. Male brown: anterior wing with the base of the costal margin, a spot at the middle of the cell, a spot below it, a spot at the end of the cell, and a band near the outer margin, all rufous; a spot in the cell, and a curved irregular band, divided into six by the nervures (one apart from the rest), all white. Posterior wing with some small, indistinct spots in the middle, and a broad submarginal band, rufous: the outer margin and a submarginal band of spots dark brown.

UNDERSIDE. Anterior wing nearly as above, but without the submarginal rufous band: posterior wing pale rufous-brown, with numerous lines and spots, and a submarginal band of spots, all rufous-brown.

Expan. $1\frac{6}{10}$ in. Hab. Amazon.

In the Collections of W. W. Saunders and W. C. Hewitson.

LEMONIAS AUZERIS. 21.

UPPERSIDE. Female brown: anterior wing with the base rufous-brown: crossed at the middle by a broad band of pale yellow, marked at its lower extremity by two dark-brown spots: beyond the band dark brown, traversed by a line of grey: posterior wing rufous-brown; the outer margin broadly rufous, traversed by a band of black spots.

UNDERSIDE white. Anterior wing with the apex broadly brown, marked by a line and spot of white: a spot on the outer margin below the middle, and three spots near the anal angle, dark brown: posterior wing with a band of indistinct pale-brown spots beyond the middle: the outer margin, two spots at the apex, two at the anal angle, and one or two minute spots between them, dark brown.

Expan. $1\frac{3}{20}$ in. Hab. Amazon.

In the Collections of W. W. Saunders and W. C. Hewitson.

ERYCINIDÆ.

LEMONIAS BALISTA. 22, 23.

UPPERSIDE. Male dark brown, with indistinct black spots, paler near the margins, which are marked by a band of black spots.

UNDERSIDE pale rufous, with numerous rufous-brown spots. Both wings with two spots in the cell, two below them, one at the end of the cell: both crossed at the middle by an irregular band of spots: both with a submarginal band of black spots all bordered with white.

Expan. $1\frac{3}{10}$ in. Hab. Amazon.

In the Collections of W. W. Saunders and W. C. Hewitson.

LEMONIAS CICUTA. 24, 25, 26.

UPPERSIDE. Male dark brown. Anterior wing with an oblique band of cerulean blue from the base of the costal margin to the middle of the inner margin, spotted with black, and followed by some lunular blue spots. Posterior wing blue spotted with black; the base and the apex dark brown; the outer margin and a band of spots near it black.

UNDERSIDE white, with numerous dark-brown spots. Anterior wing brown beyond the middle, crossed by a band of white. Posterior wing with the apex and two macular transverse bands brown.

Female brown, clouded and spotted with darker brown, and indistinct pale blue; a submarginal band of black spots. On the underside rufous and grey: both wings with numerous spots, and a transverse central macular band, rufous-brown; both crossed beyond the middle by a pale-rufous band and a submarginal band of dark-brown spots, largest at the angles, and bordered on the posterior wing with white.

Expan. $1\frac{2}{10}$ in. Hab. Amazon.

In the Collection of W. C. Hewitson.

LEMONIAS FELSINA. 27, 28.


UPPERSIDE. Female rufous-brown. Both wings with several black spots, and a submarginal band of spots also black. Anterior wing with the anal angle grey, with some small white spots. Posterior wing with the outer margin broadly white.

UNDERSIDE white, with numerous indistinct rufous-brown spots. Anterior wing with the costal margin and apex rufous. Posterior wing with two larger dark-brown spots at the apex.

Expan. $1\frac{4}{10}$ in. Hab. Rio de Janeiro.

In the Collection of W. C. Hewitson.

LEMONIAS



W. T. Hewitson del. et lith. 1865.

M. & N. Haussart imp.

29 LEMONIAS AMINUS
30 31 32 LEMONIAS ANCILE
33 34 LEMONIAS CILISSA

35 36 LEMONIAS EORSIPPA.
37 LEMONIAS CEREALIS.
38 LEMONIAS CHEA.

ERYCINIDÆ.

LEMONIAS. IV.

LEMONIAS AMINIAS. 29.

UPPERSIDE. Male dark brown; both wings crossed beyond the middle by a broad ill-defined band of lilac, with some black spots: both with a broad submarginal band of lilac spotted with black: the nervures between the two bands also lilac.

UNDERSIDE grey-brown, with numerous small spots, and a submarginal band of larger spots, all dark brown bordered with white.

Expan. $1\frac{1}{6}$ in. Hab. Amazon.

In the Collection of W. C. Hewitson.

I think it very likely that this is the male of Hubner's *Leucophæa*, although he considers that he has figured both sexes.

LEMONIAS ANCILE. 30, 31, 32.

UPPERSIDE. Male dark brown. Anterior wing orange from the inner margin to beyond the middle; a bifid white spot towards the apex. Posterior wing with a line of white near the apex.

UNDERSIDE. Anterior wing nearly as above but much paler. Posterior wing grey. Both wings with some brown spots before the middle; both crossed beyond the middle by a band of white spots; both with submarginal spots of dark brown.

Female dark brown. Anterior wing with two spots near the base, and one at the anal angle, rufous; a white spot towards the apex. Posterior wing with the outer half orange, with two submarginal spots of dark brown.

Expan. 1 in. Hab. Amazon.

In the Collections of W. W. Saunders and W. C. Hewitson.

LEMONIAS CILISSA. 33, 34.

UPPERSIDE. Male orange, spotted with brown. Anterior wing with the costal margin and outer half red-brown, with a band of minute white spots near the apex. Posterior wing with a submarginal band of brown spots.

UNDERSIDE. Anterior wing pale yellow, the outer margin broadly grey-brown. Posterior wing white. Both wings with numerous brown spots; both with a submarginal band of dark-brown spots, bordered with white on the anterior wing, bordered with brown on the posterior wing.

Female yellow, with numerous brown spots. Anterior wing with the outer margin broadly red-brown, traversed by a band of white spots. Posterior wing with the apex red-brown, a submarginal band of white spots, bordered with brown.

UNDERSIDE as above.

Expan. ♂ $\frac{8}{10}$ in.; ♀ 1 in. Hab. Nicaragua.

In the Collection of W. C. Hewitson.

Reddish brown

LEMONIAS BORSIPPA. 35, 36.

UPPERSIDE. Male grey-brown, with bands of orange in and below the cell. Posterior wing orange, with the costal margin and several short bands from it brown.

UNDERSIDE white, clouded with brown. Both wings with some orange spots before the middle, both with a band beyond the middle; the outer margin and several submarginal spots brown.

Expan. 1 in. Hab. Amazon.

In the Collection of W. C. Hewitson.

LEMONIAS CEREALIS. 37.

UPPERSIDE. Male orange-yellow. Both wings with numerous spots, a transverse band of spots beyond the middle broad near the apex of the anterior wing, and a submarginal band of spots, all dark brown.

UNDERSIDE as above.

Female larger and brighter in colour.

Expan. ♂ $1\frac{7}{10}$ in.; ♀ $1\frac{2}{10}$ in. Hab. Amazon.

In the Collections of W. W. Saunders and W. C. Hewitson.

LEMONIAS CHEA. 38.

UPPERSIDE. Female dark brown. Both wings crossed at the middle by a broad common band of white, broken on the anterior wing, broader on the posterior wing; both wings crossed beyond the middle by a band of white spots, both with an orange spot near the anal angle. Posterior wing with a submarginal band of black spots, bordered below with white.

UNDERSIDE as above, except that it is rufous where brown above, that the base is marked alternately with orange and white.

Expan. $1\frac{2}{10}$ in. Hab. Amazon.

In the Collections of W. W. Saunders and W. C. Hewitson.

This species much resembles the female of *L. Zygia* of Hubner.

ERYCINIDÆ.

LEMONIAS. V.



W. Hewson del et lith July 23rd 1872

J. & N. Harwood amp

39 40 LEMONIAS BYZERES
41 42 LEMONIAS THARA var
43 LEMONIAS AMPHIS
44 45 LEMONIAS ZERNA

46 LEMONIAS PIONE.
47 LEMONIAS LASTHENES
48 LEMONIAS AMASIS
49 LEMONIAS LUCERES

ERYCINIDÆ.

LEMONIAS. V.

LEMONIAS BYZERES. 39, 40.

UPPERSIDE. Female, pale rufous-brown, crossed from the base to the middle by a number of indistinct lines and spots more distinctly seen and more easily to be described from the underside: the outer margins darker brown, the fringe of the anterior wing with two minute white spots at the apex.

UNDERSIDE paler: both wings with four spots near the base, a line at the end of the cell, an irregular transverse band at the middle, and a submarginal series of larger spots (seven on each wing) crowned with white: all brown.

Exp. $1\frac{1}{2}$ inch. Hab. Brazil. (Rogers.)

In the Collection of W. C. Hewitson.

LEMONIAS THARA. Var. 41, 42.

♀ *Lemonias Melia*, Bates. *Journal Linn. Soc. Zool. IX. p. 397.*

This variety differs from *L. Thara* of the "Exotic Butterflies," by having a transverse band of black spots on the anterior wing and several similar spots on the posterior wing. It is with its female from Cayenne.

In the Collections of W. W. Saunders and W. C. Hewitson.

LEMONIAS AMPHIS. 43.

L. Amphis, Hewitson. *Equat. Lep. p. 52.*

UPPERSIDE. Female, orange. Anterior wing with the apex broadly brown, marked by two transverse bands, each of three white spots. Posterior wing with a bifid spot on the apex, two small spots towards the anal angle, the outer margin, and the fringe brown.

UNDERSIDE as above, except that it is paler: that the brown at the apex of the anterior wing is broken into spots on its lower border: that the apex of the posterior wing is marked by two black spots, which, together with those near the anal angle, are crowned with white.

Exp. $1\frac{2}{10}$ inch. Hab. Ecuador. (Sarayaco, Buckley.)

In the Collection of W. C. Hewitson.

LEMONIAS ZERNA. 44, 45.

UPPERSIDE. Female, grey-brown. Both wings crossed between the base and the middle by several approximate bands of darker brown, bordered on both sides with white: both with a submarginal series of dark brown spots bordered on both sides by a continuous line of white: the fringe white.

UNDERSIDE white. Anterior wing clouded with pale brown, marked near the base by six brown spots bordered with white: an irregular band of spots at the middle and the outer margin which is broad, brown: the submarginal black spots as above. Posterior wing crossed by several linear spots, and an indistinct submarginal band of brown: the outer margin and three spots near it black.

Exp. 1 inch. Hab. Brazil. (Rogers.)

In the Collection of W. C. Hewitson.

LEMONIAS PIONE. 46.

Lemonias Pione, Bates. *Journal Linn. Soc. Zool. IX.* p. 398.

UPPERSIDE. Male, grey-blue or slate colour. Both wings crossed by numerous spots and by two bands of spots of black towards the outer margin: the fringe black, spotted with white on the anterior wing.

UNDERSIDE as above.

Exp. $1\frac{5}{20}$ inch. Hab. Amazon. (Para, Bates.)

In the Collection of W. W. Saunders.

LEMONIAS LASTHENES. 47.

Lemonias Lasthenes, Hewitson. *Ent. Mon. Mag. VII.* p. 5, 1870.

UPPERSIDE. Male. Anterior wing grey-blue, rufous from the median nervure to the inner margin: crossed between the base and the middle by seven short bands of black: a submarginal band and the outer margin and the nervures between them black: the fringe marked by four white spots. Posterior wing rufous, crossed between the base and the middle by four bands of black: a large orange spot on the outer margin towards the anal angle.

UNDERSIDE pale grey-blue, the spots and bands as above. Anterior wing with the outer margin broadly pale brown, traversed by a double series of white spots. Posterior wing with a bifid black spot at the apex, a similar spot at the anal angle, and two or three smaller spots between them all crowned with white.

Exp. $1\frac{3}{10}$ inch. Hab. Nicaragua. (Chontales, Belt.)

In the Collection of W. C. Hewitson.

LEMONIAS AMASIS. 48.

Lemonias Amasis, Hewitson. *Equat. Lep.* p. 53.

UPPERSIDE. Female, brown near the base, darker brown at the outer margins. Both wings crossed beyond the middle by a broad common band of white. Anterior wing with five subbasal dark brown spots: posterior wing with three, all bordered on both sides with lilac-white.

UNDERSIDE as above, except that the posterior wing has seven spots near the base.

Exp. $1\frac{6}{10}$ inch. Hab. Ecuador. (Canelos, Buckley.)

LEMONIAS LUCERES. 49.

Lemonias Luceres, Hewitson. *Equat. Lep.* p. 53.

UPPERSIDE. Male, scarlet. Anterior wing with the costal margin and the apex, where it occupies one-third of the wing and is marked by a white spot, black. Posterior wing with the apex and outer margin which is narrow, black.

UNDERSIDE as above, except that it is orange-yellow, and has the subapical white spot larger.

Exp. $1\frac{5}{20}$ inch. Hab. Ecuador. (Sarayaco, Buckley.)

In the Collection of W. C. Hewitson.

ERYCINIDÆ.



Hewitts del. On Jan'y 1189

M.&N. Hanhart imp.

- 1 2 LEMONIAS LAOBOTAS
- 3 LEMONIAS CURULIS
- 4 5 LEMONIAS ANTANITIS
- 11 LEMONIAS LENCATES

- 6 BÆOTIS BARISSUS
- 7 BÆOTIS BARCE
- 8.10 BÆOTIS CREUSIS
- 9 BÆOTIS FELIX

ERYCINIDÆ.

LEMONIAS AND BÆOTIS.

LEMONIAS LAOBOTAS. 1, 2.

UPPERSIDE. Female rufous-brown. Both wings with some spots near the base a spot at the end of the cell and a central linear band all black: both wings with a submarginal pale brown band. Anterior wing with the costal and outer margins broadly brown marked near the costal margin beyond its middle by four white spots and nearer the apex by four indistinct white spots. Posterior wing with a submarginal series of black spots bordered more or less with white.

UNDERSIDE pale blue. Both wings crossed at the middle by a series of black spots: both with the outer margin dark brown—in spots on the posterior wings—both wings with some lunular pale brown submarginal spots.

Exp. $1\frac{7}{10}$ inch. Hab. Panama.

In the Collection of W. C. Hewitson.

LEMONIAS CURULIS. 3.

Lemonias Curulis, Hewitson, *Bolivian Butterflies*, page 14.

UPPERSIDE. Male green-blue. Both wings crossed by seven linear bands of black; the outer margins black traversed by a blue line. Anterior wing with indistinct bands of brown between the first and second and third black bands: the fourth band short, the sixth and submarginal band marked by some black spots. Posterior wing with the fifth and sixth bands united at the middle.

UNDERSIDE as above, except that it is lilac-grey instead of blue.

Female like the male, except that there is a subapical white spot on the anterior wing.

Exp. $1\frac{3}{10}$ inch. Hab. Bolivia. (Buckley.)

LEMONIAS ANTANITIS. 4, 5.

Lemonias Antanitis, Hewitson, *Bolivian Butterflies*, page 15.

UPPERSIDE. Male white. Anterior wing with the costal margin from its base to the middle, and the whole of the cell and a little beyond it, dark brown; the apex and outer margin to the submedian nervure broadly dark brown.

UNDERSIDE white. Both wings crossed before the middle by a pale brown band, commencing on the costal margin of the anterior wing by a large brown spot: both wings crossed near the outer margin by a pale brown band: the margin and some spots near it of the same colour: anterior wing with the outer margin (where brown above) grey.

Exp. $1\frac{7}{10}$ inch.

Very unlike any known species, and in form like *Pandemos*.

LEMONIAS LENCATES. 11.

UPPERSIDE. Male dark brown. Anterior wing with a small white spot on the inner margin. Posterior wing crossed before the middle by a broad band of white.

UNDERSIDE as above except that there are some minute black spots near the base of both wings and a series of submarginal black spots and that the posterior wing is nearly all white.

Exp. $\frac{15}{10}$ inch.

In the Collection of Henley G. Smith.

BÆOTIS BARISSUS. 6.

UPPERSIDE dark brown. Both wings crossed by five common bands of orange-yellow. Anterior wing with two minute spots of yellow near the apex.

UNDERSIDE as above except that both wings have a marginal series of white chiefly triangular spots, five spots on each wing.

Exp. $\frac{17}{10}$ inch.

In the Collection of Henley G. Smith.

BÆOTIS BARCE. 7.

UPPERSIDE. Male rufous-brown. Anterior wing with a minute spot at the end of the cell and a spot on the middle of the inner margin, both orange-yellow. Posterior wing crossed before the middle by a band of orange-yellow.

UNDERSIDE as above.

Exp. $\frac{9}{10}$ inch. Hab. Mexico.

In the Collection of W. C. Hewitson.

This species was generously given me by Mr. Gervase Mathew of the Royal Navy.

BÆOTIS CREUSIS. 8, 10.

Bæotis Creusis, Hewitson, *Bolivian Butterflies*, page 17.

UPPERSIDE black. Both wings crossed at the middle by a common band of white, broad in the middle, narrow at each end; both crossed beyond the middle by a band of silver, by a linear band of pale yellow, and by a submarginal band of silver.

UNDERSIDE dark brown. Both wings crossed by a band near the base, the central band as above, and a band much broader than above (broken where the wings meet) near the outer margin, all white: a very indistinct submarginal silver line.

Exp. $1\frac{2}{10}$ inch. Hab. Bolivia. (Buckley.)

BÆOTIS FELIX. 9.

Bæotis Felix, Hewitson, *Bolivian Butterflies*, page 17.

UPPERSIDE. Male white, tinted with pale yellow, chiefly near the base: the margins and a common band, which commences at the middle of the costal margin of the anterior wing, crosses the wings near the base, and ends at the anal angle of the posterior wing, dark brown. Anterior wing with a silver spot at the apex. Posterior with a submarginal band of the same colour.

UNDERSIDE as above, except that it is without the submarginal silver band.

Exp. $1\frac{5}{10}$ inch. Hab. Bolivia. (Buckley.)

ERYCINIDÆ.



W. Hewitt del et lith Jan^y 1st 1874.

M & N Hamman 117

ERYCINIDÆ.

LEMONIAS LYNCESTES. 50, 51.

UPPERSIDE. Female brown: both wings crossed by several linear black spots: the outer margins rufous traversed by a series of black spots bordered below with white.

UNDERSIDE blue-white, marked as above by several black spots: anterior wing clouded with pale brown the outer margin dark brown traversed by a series of indistinct brown spots: posterior wing with a submarginal series of distinct black spots.

Exp. $1\frac{1}{10}$ inch. Hab. Cayenne.

In the Collection of W. C. Hewitson.

LEMONIAS CIARIS. 52, 53.

UPPERSIDE. Male grey-brown darker towards the outer margin. Both wings crossed by several linear black spots: the outer margin rufous traversed by two linear bands of silver and between them by a series of black spots.

UNDERSIDE rufous, tinted with carmine. Both wings spotted with black as above. Posterior wing with the basal half lilac-white.

Exp. $1\frac{1}{20}$ inch. Hab. Brazil. (Espiritu Santo.)

In the Collection of W. C. Hewitson.

BÆOTIS BACÆNIS. 1.

UPPERSIDE. Male dark brown: both wings crossed by three bands of white tinted with yellow; one at the base narrow, the second central and broad, the third beyond the middle linear followed by a submarginal silver line. Posterior wing with a linear band of silver above the third white band.

UNDERSIDE as above except that the submarginal white band is broader and that there are no silver bands.

Exp. $1\frac{1}{20}$ inch. Hab. Ecuador.

In the Collection of W. C. Hewitson.

BÆOTIS BARZANES. 2.

Both sides dark brown. Both wings crossed at the middle by a common band of white: both with a round white spot near the middle of the outer margin.

Exp. $1\frac{1}{10}$ inch. Hab. Ecuador.

In the Collection of W. C. Hewitson.

MESENE PYRIPPE. 3, 4.

Both sides. Male scarlet: both wings with the margins broadly black.

Female like the male except that it is of different form and has the margins narrower.

Exp. $1\frac{1}{20}$ inch. Hab. Brazil. (Espiritu Santo.)

In the Collection of W. C. Hewitson.

MESENE PHILONIS. 5.

UPPERSIDE. Female orange: both wings with the margins black, narrow.

UNDERSIDE as above except that it is paler and has the margins broader: the costal margin of the posterior wing black.

Exp. $1\frac{3}{20}$ inch. Hab. Brazil. (Espiritu Santo.)

In the Collection of W. C. Hewitson.

MESENE CAPISSENE. 6, 7.

UPPERSIDE scarlet. Both wings with the margins black narrow: both with a line of black at the end of the cell and some black spots from the costal margin beyond its middle: four spots on the anterior wing, two very minute on the posterior wing: anterior wing yellow on the costal margin near the apex.

UNDERSIDE as above but paler except that there are several black spots near the base and a complete band of black spots crossing both wings beyond the middle.

Exp. 1 inch. Hab. Brazil. (Espiritu Santo.)

In the Collection of W. C. Hewitson.

MESENE XYPETE. 8, 9.

Mesene Xypete. Hewitson. *Entom. Mon. Mag.* II. p. 227.

UPPERSIDE. Male scarlet. Both wings with the outer margin and a band of spots near it black: anterior wing with five triangular spots and one linear spot and a minute spot near the base black.

UNDERSIDE as above except that both wings are marked by several black spots and have a band of yellow near the outer margin.

Female like the male except that it is orange and has the apical spot from the costal margin of the anterior wing and the submarginal spots larger and that the posterior wing has some spots and a second submarginal band of black.

Exp. $1\frac{1}{10}$ inch. Hab. Nicaragua. (Chontales, Belt.)

In the Collection of W. C. Hewitson.

ERYCINIDÆ.

PACHYTHONE & CREMNA



W. J. Hewitson del. et lith.

W. J. Hewitson del. et lith.

- 1 2 PACHYTHONE PALADES
 3 4 PACHYTHONE PHILONIS 6 7 PACHYTHONE PASICLES
 5 PACHYTHONE EREBIA 1 2 3 CREMNA CEBRENIA.

ERYCINIDÆ.

PACHYTHONE AND CREMNA.

PACHYTHONE PALADES. 1, 2.

UPPERSIDE. Female, dark brown. Both wings with some dark brown spots near the base: both with a series of indistinct submarginal dark brown spots. Anterior wing crossed from the costal margin beyond its middle to near the anal angle by a broad equal band of orange. Posterior wing crossed by two indistinct dark brown bands.

UNDERSIDE as above, but paler.

Figure 2 represents the usual colour of the insect. Figure 1 a variety.

Exp. $1\frac{1}{10}$ inch. Hab. Brazil. (Esperito Santo.)

In the Collection of W. C. Hewitson.

PACHYTHONE PHILONIS. 3, 4.

UPPERSIDE. Female, dark rufous-brown. Both wings with some dark brown spots near the base. Anterior wing crossed from the costal margin beyond its middle to near the anal angle by a broad equal band of orange.

UNDERSIDE as above, except that it is paler, and that the posterior wing has a marginal series of brown spots, bordered above with pale yellow.

Exp. $1\frac{2}{10}$ inch. Hab. Santa Martha.

In the Collection of W. W. Saunders.

This species is very closely allied to the preceding; its only difference the series of small spots at the margin of the posterior wing, underside.

PACHYTHONE EREBIA. 5.

Pachythone Erebia. Butes. *Journal Linn. Soc. Zool.* IX., p. 390.

UPPERSIDE. Female, blue-black, with the fringe white.

UNDERSIDE as above, but paler.

Exp. $1\frac{1}{10}$ inch. Hab. Santa Martha.

In the Collections of W. W. Saunders and W. C. Hewitson.

PACHYTHONE PASICLES. 6, 7.

UPPERSIDE. Female, dark brown. Both wings with some spots near the base and some indistinct bands of dark brown. Both with a submarginal series of black spots.

UNDERSIDE as above, except that it is grey-brown, that both wings are crossed near the middle by a series of black spots, and that the submarginal spots are bordered by grey-white.

Male like the female, but much smaller.

Exp. $1\frac{2}{10}$ inch. Hab. Brazil. (Esperito Santo.)

In the Collection of W. C. Hewitson.

CREMNA CEBRENIA. 1, 2, 3.

UPPERSIDE. Male, dark brown. Both wings with spots near the base and a band of linear spots beyond the middle dark brown. Anterior wing with a minute white spot at the apex.

UNDERSIDE as above, except that it is paler, has the basal spots and bands distinctly marked, and a second minute white spot near the apex.

Female like the male, except that it is smaller, paler in colour, and has a submarginal series of black spots on the underside of both wings.

Exp. ♂ $1\frac{4}{10}$ ♀ $1\frac{1}{10}$ inch. Hab. Honduras.

In the Collection of W. W. Saunders.

ERYCINIDÆ.



W. Hewison del. et lith April 1st 1870

M. & N. Hanhart imp.

1	2	3	HADES	HECAMEDE
4	URANEIS	UCUBIS	5	IMELDA GLAUCOSMIA
6	LUCILLA	CAMISSA	7. 8.	PANDEMOS PALÆSTE

ERYCINIDÆ.

HADES HECAMEDE. 1, 2, 3.

UPPERSIDE. Male, dark brown. Anterior wing with a large spot of orange from the base to the middle of the wing, divided into three parts (one of which is in the cell) by the nervures. Posterior wing grey, clouded with brown from the end of the cell to the outer margin, which is brown.

UNDERSIDE, except the orange spot of the anterior wing, pale grey-brown, with the nervures and lines between them dark brown.

Female like the male, except that the orange spot is larger and divided into four parts by the nervures, and that the whole of the posterior wing is rufous-brown.

Exp. 2 inches. Hab. Ecuador.

In the Collection of W. C. Hewitson.

URANEIS UCUBIS. 4.

UPPERSIDE. Male, blue-black. Anterior wing crossed by a submarginal series of nine oblong white spots. Posterior wing with a marginal series of eight smaller pyramidal white spots: the fringe white.

UNDERSIDE as above, except that the marginal white spots are tinted with blue: that there are two rays of white from the base of the anterior wing, and rays of white from the marginal spots near the anal angle of the posterior wing.

Exp. 2 inches. Hab. Para.

In the Collection of W. W. Saunders.

IMELDA. *Hewitson.*

IMELDA GLAUCOSMIA. 5.

Imelda Glaucozmia, Hewitson. Equat. Lep. p. 56.

UPPERSIDE. Male, brilliant glossy blue, slightly tinted with green. Both wings crossed beyond the middle by a narrow linear black band scarcely visible

B B

on the anterior wing : both with a submarginal band and the outer margin (which is broad) black. Anterior wing with the costal margin brown : crossed by a subapical broad band of white bordered with black.

UNDERSIDE as above, except that it is grey-brown, that each wing has two small subbasal spots and a linear spot at the end of the cell of dark brown, and that the inner black band is much broader.

Exp. $1\frac{5}{10}$ inch. Hab. Ecuador. (Buckley.)

In the Collection of W. C. Hewitson.

LUCILLA. *Hewitson.*

LUCILLA CAMISSA. 6.

Lucilla Camissa, Hewitson. *Equat. Lep. p.* 53.

UPPERSIDE. Male, dark brown. Anterior wing with a broad oval orange band at the middle. Posterior wing cerulean blue with the nervures, the costal margin and apex (which are broad) and the outer margin black.

UNDERSIDE, green-blue : the nervures broad and black. Anterior wing as above, except that the apex is green-blue.

Exp. $1\frac{6}{10}$ inch. Hab. Ecuador. (Buckley.)

Very easily known by its remarkable resemblance to *Catagramma Tolima*.

PANDEMOS PALÆSTE. 7, 8.



UPPERSIDE. Male, dark brown. Posterior wing with the outer half grey, divided by the nervures, which are broad and black.

UNDERSIDE, pale rufous-brown, darker towards the outer margins. Both wings crossed beyond the middle by a band of brown. Anterior wing with three small brown spots within the cell. Posterior wing with two similar spots in the cell.

Exp. $2\frac{5}{20}$ inch. Hab. New Granada.

In the Collection of E. Birchall.

LIMNINAE
 LIMNINAE



W. ne. 10. 18.

Printed by H. S. G. & W. S. G.

1 LIMNAS XARIFA
 2 LIMNAS ZOEGA
 3. LIMNAS UNXIA

4 LIMNAS VOLUSIA
 5 LIMNAS VITULA
 6 LIMNAS THYATIRA

ERYCINIDÆ.

LIMNAS. *Boisduval.*

LIMNAS XARIFA. 1.

UPPERSIDE blue-black. Apex of the anterior wing with a rather large triangular spot of orange. Near the base a small spot of crimson.

UNDERSIDE as above, except that there are two additional spots of crimson near the base of the posterior wing, one of which is on the costal margin, and touching the spot of the anterior wing.

Expan. $1\frac{8}{10}$ in. Hab. Venezuela.

In the Collections of W. W. Saunders and W. C. Hewitson.

LIMNAS ZOEGA. 2.

UPPERSIDE blue-black. Apex of the anterior wing with a narrow lunular spot of orange. Near the base a small spot of crimson. Posterior wing with a band of orange on the outer margin, widest at the anal angle, its inner edge slightly dentated where the nervures cross.

UNDERSIDE as above, except that there are two additional spots of crimson near the base of the posterior wing, one of which is on the costal margin, and touching the spot of the anterior wing.

Expan. $1\frac{9}{10}$ in. Hab. Minas Geraes.

In the Collections of W. W. Saunders and W. C. Hewitson.

LIMNAS UNXIA. 3.

UPPERSIDE blue-black. Anterior wing with a small crimson spot near the base, and a large one of orange a little before the apex, touching the costal margin with one end, and the median nervure with the other, and dentated on its inner edge.

UNDERSIDE as above, except that there are two additional spots of crimson near the base of the posterior wing, one of which is on the costal margin, but does not touch the spot of the anterior wing.

Expan. $1\frac{7}{10}$ in. Hab. Rio de Janeiro.

In the Collection of W. C. Hewitson.

LIMNAS VOLUSIA. 4.

UPPERSIDE dark brown. Anterior wing with an indistinct band of lighter brown transversely across beyond the middle. Posterior wing with a band of crimson on the outer margin.

UNDERSIDE as above, except that the posterior wing has a single crimson spot upon the costal margin near the base.

Expan. $1\frac{6}{10}$ in. Hab. Rio de Janeiro.

In the Collection of W. C. Hewitson.

LIMNAS VITULA. 5.

UPPERSIDE dark brown. Anterior wing with a large triangular basal spot of orange—one side of which reaches from the base to near the anal angle—and a narrow transverse white band beyond the middle. Posterior wing with a large oblong central spot of orange.

UNDERSIDE lighter; the central spot of the posterior wing yellow at its lower end.

Expan. $1\frac{6}{10}$ in. Hab. River Amazon.

In the Collections of W. W. Saunders and W. C. Hewitson.

This species very nearly resembles *Themone Pais*, Westwood, figured in Plate 72 of the "Genera of Diurnal Lepidoptera." It is one of the many beautiful things for which we are indebted to the enthusiasm of Mr. Bates and Mr. Wallace, whose perseverance in their pursuit has nearly doubled the species of Erycinidæ in our Collections.

Mr. Bates, in some notes with which he has favoured me, in writing of this—the most exquisite and varied family of Butterflies—says: "The Erycinidæ are exceedingly numerous in species in the shades of these equatorial forests; some of the species are numerous in individuals, and form the greater part of the Diurnal Lepidoptera that one meets with in a ramble through the forest pathways, but the greater number are very local, and many species are so exceedingly rare that after months of assiduous search only a single specimen rewards one's labour."

LIMNAS THIYATIRA. 6.

UPPERSIDE dark brown. Anterior wing with the inner margin, a large quadrate spot which proceeds from the base and reaches beyond the middle (its lower edge deeply sinuated), and an oblique band across the apex, orange. Posterior wing with a large central triangular spot of orange (one side of which is formed by the inner margin), and a submarginal row of small round white spots.



UNDERSIDE as above, except that the submarginal spots are more distinct.

Expan. $1\frac{6}{10}$ in. Hab. River Amazon.

In the Collections of W. W. Saunders and W. C. Hewitson.

ERYCINIDÆ.

LIMNAS II



W. C. Hewitson del et lith

Printed by Hillman and S. W. Wilson

7 8 9 LIMNAS LYCISCA Boisduval

10 LIMNAS AGRIA Boisduval

11 LIMNAS XENIA Boisduval

12 LIMNAS BARCA Boisduval

ERYCINIDÆ.

LIMNAS. II.

LIMNAS LYCISCA. 7, 8, 9.

L. Lycisca. Boisduval MS. Doubleday—Brit. Mus. Cat. (undescribed).

UPPERSIDE blue-black. Anterior wing crossed beyond the middle from the costal margin to the anal angle, where it is widest, by a narrow curved band of orange. Posterior wing with the outer margin orange.

UNDERSIDE as above, with a minute spot of orange on the costal margin, near the base of the anterior wing.

Expan. $1\frac{6}{10}$ in. Hab. Minas Geraes.

In the Collections of W. W. Saunders and W. C. Hewitson.

This is a very variable species. In some examples the band of the anterior wing is lighter in colour and broken into spots; in some it is absent, with the exception of a terminal spot at the anal angle, and others are without it altogether.

LIMNAS AGRIA. 10.

L. Agria. Boisd. MS. Doubleday—Brit. Mus. Cat. (undescribed).

UPPERSIDE black. Anterior wing crossed at the middle from the costal margin to near the anal angle by a broad band of orange, which, bending inwardly, occupies the costal margin nearly to the base; inner margin with a narrow band of the same colour from its base to beyond its middle. Posterior wing with a broad band of orange (joining the last) on its costal margin from the base to the middle. Each wing with four conical orange spots on the outer margin.

UNDERSIDE as above, but much lighter, with the exception of the nervures, which are distinctly marked.

Expan. $1\frac{7}{10}$ in. Hab. Brazil.

In the Collection of W. C. Hewitson.

In some examples, the females, I believe, the transverse band of the anterior wing is much narrower than the figure; the conical spots on the margin are wanting.

L. Agria.

LIMNAS XENIA. 11.

L. Xenia. Boisd. MS. Doubleday—Brit. Mus. Cat. (undescribed).

UPPERSIDE blue-black. Anterior wing with a small crimson spot near the base (sometimes wanting), crossed from the costal margin near the apex to the middle of the outer margin by an irregular narrow band of orange, with two or three small spots of the same colour between it and the anal angle with one of which it is sometimes united. Posterior wing broadly bordered with orange, the outer margin with five or six round black spots; the spot second from the anal angle, which is very minute, is sometimes wanting.

UNDERSIDE as above, except that the anterior wing has two spots of crimson near the base and the posterior wing one.

Expan. $1\frac{9}{10}$ in. Hab. Minas Geraes.

In the Collections of W. W. Saunders and W. C. Hewitson.

This species is very nearly allied to *M. Lycea* of Hubner, from which it differs chiefly in the wider spotted orange margin of the posterior wing; they are probably varieties of the same species, the black marginal spots being sometimes present in *Lycea*, though minute.

LIMNAS BARCA. 12.

L. Barca. Boisd. MS. Doubleday—Brit. Mus. Cat. (undescribed).

UPPERSIDE black. Anterior wing with a large oblong spot from its base to beyond the middle, tending in a point towards the anal angle, and a transverse band between its termination and the apex; orange. Posterior wing with the basal half, except the margins, orange, its outer edge deeply sinuated at the nervures, with half way between it and the outer margin three or four small white spots.

UNDERSIDE as above, except that the white spots of the posterior wing are larger and more distinct.

Expan. $1\frac{8}{10}$ in. Hab. Brazil.

In the Collection of W. C. Hewitson.

This species bears considerable resemblance to *L. Thyatira* of the former plate in the position of the orange spots and band.

LEUCINIDAE.



10. 10. 10. 10. 10. 10. 10. 10. 10. 10.

16 LIMNAS ETES
17 LIMNAS EMBRYLUS
18 LIMNAS EGATES
19 LIMNAS CEROPES

20 21 LIMNAS BRYAXIS
1 XIMNES CYNOSFMA.
2. PANARA SOANA
3 4. PANARA SICCRA

M. & N. Harnhart imp.

ERYCINIDÆ.

LIMNAS OPITES. 16.

UPPERSIDE. Female dark brown with the nervures paler. Anterior wing crossed beyond the middle by an oblique, broad, nearly equal, band of orange, the fringe of the apex sometimes very slightly orange.

UNDERSIDE as above, except that the nervures are more distinct.

Male like the female, except that the band of the anterior wing is not so broad.

Exp. $1\frac{1}{2}$ inch. Hab. Brazil. (Rogers.)

A female in the Collection of Mr. Henley Smith has a distinct orange spot at the apex of the anterior wing.

LIMNAS AMBRYLLIS. 17.

Limnas Ambryllis, Hewitson, *Bolivian Butterflies*, page 19.

UPPERSIDE. Male black, the nervures paler. Anterior wing with a scarlet spot near the base; crossed beyond the middle by a narrow band of white divided into spots towards the outer margin. Posterior wing with a submarginal band of white sometimes divided into spots.

UNDERSIDE as above, except that the nervures are paler, that the anterior wing has two scarlet spots near the base, and the posterior wing one spot of the same colour.

Exp. $1\frac{6}{10}$ to $1\frac{9}{10}$ inch. Hab. Bolivia. (Buckley.)

In the Collection of W. C. Hewitson.

LIMNAS ÆGATES. 18.

Limnas Ægates, Hewitson, *Bolivian Butterflies*, page 19.

UPPERSIDE. Male dark brown, with the nervures pale brown. Anterior wing with a scarlet spot at the base, a short band beyond the middle and the apex, white. Posterior wing with the fringe white.

UNDERSIDE as above, except that there are two scarlet spots at the base of the anterior wing and one near the base of the posterior wing. Anterior wing with a round white spot at the apex.

Exp. $1\frac{6}{10}$ inch. Hab. Bolivia. (Buckley.)

In the Collection of W. C. Hewitson.

LIMNAS CERCOPES. 19.

Limnas Cercopes, Hewitson, *Bolivian Butterflies*, page 18.

UPPERSIDE. Male black. Anterior wing with a short marginal band of orange at the anal angle. Posterior wing with the outer margin, except at the apex, of the same colour.

UNDERSIDE as above, except that the nervures are ochreous-white, and that there is a carmine spot at the base of the posterior wing.

Exp. $1\frac{6}{10}$ inch. Hab. Bolivia. (Buckley.)

In the Collection of W. C. Hewitson.

LIMNAS BRYAXIS. 20, 21.

Limnas Bryaxis, Hewitson, *Entom. Monthly Mag.*, 1870, page 227.

UPPERSIDE. Male dark brown with the centre of both wings from the base to the middle of the outer margin orange-yellow, angular on the anterior wing and widest in the middle.

UNDERSIDE as above, except that the base of the costal margin of the posterior wing is yellow.

Female like the male except that it is yellow without the orange tint.

Exp. $1\frac{4}{10}$ inch. Hab. Nicaragua. (Chontales Belt.)

In the Collection of W. C. Hewitson.

XYNIAS CYNOSEMA. 1.

Xynias Cynosema, Hewitson, *Bolivian Butterflies*, page 18.

UPPERSIDE. Male transparent lilac-white; the nervures black. Anterior wing with the costal margin and the apical half which is crossed by a broad band of white, dark brown; the inner margin orange bordered inwardly with dark brown. Posterior wing with all the margins dark brown.

UNDERSIDE exactly as above.

Exp. $1\frac{9}{10}$ inch. Hab. Bolivia. (Buckley.)

In the Collection of W. C. Hewitson.

Like the species of *Ithomiola*, but different in the neuration of the wings.

PANARA SOANA. 2.

UPPERSIDE. Male blue-black. Both wings crossed considerably beyond the middle by a narrow slightly curved band of orange not ending on the anterior wing as in *P. Thisbe* at the anal angle but near the middle of the outer margin.

UNDERSIDE as above, except that the apex of the anterior wing is of a brilliant blue tinted with green, and that the costal and outer margins of the posterior wing are of a most beautiful ultramarine blue.

Exp. $1\frac{6}{10}$ inch. Hab. Brazil.

In the Collection of Henley G. Smith.

PANARA SICORA. 3, 4.

UPPERSIDE. Male blue-black. Anterior wing crossed from the middle of the costal margin to the anal angle by a narrow band of orange of equal breadth, except at its commencement on the costal margin where it is narrow.

UNDERSIDE as above except that it is of a dull brown.

Female like the male except that it is of a dull brown and has the band of the anterior wing much broader and of equal breadth.

Exp. $1\frac{4}{10}$ inch. Hab. Espiritu Santo.

In the Collection of W. C. Hewitson.

ERYCINIDÆ.

LIMNAS &c



W.C. Hewitson del et lith 1875

M. & P. Harpur sculp

1 2 MESOSEMIA AMONA

- | | |
|-------------------------|-------------------------|
| 2 ITHOMOLA CELTILLA Var | 7. LEMONIAS AXENUS. |
| 4 ARICORIS ALCMÆON | 8. LIMNAS ANDANIA |
| 5. SYMMACHIA ACONIA | 9. ESTHEMOPUS AENIACUS. |
| 6 AMARYNTHIS BOCCHORIS | 10 LIMNAS AULONIA. |

ERYCINIDÆ.

LIMNAS, &c.

MESOSEMIA AMONA. 1, 2.

UPPERSIDE. Male green-blue. Anterior wing with the costal and outer margins black: a linear band across the cell continued below, a black spot marked by three minute white spots, a linear band at the end of the cell which is continued to the inner margin of the posterior wing and a broad transverse band all black. Posterior wing with a spot near the apex and the outer margin black.

UNDERSIDE as above except that it is brown, that there is a small black spot below the discal spot of the anterior wing and a similar spot marked by one minute white spot on the posterior wing.

Exp. $1\frac{7}{10}$ inch. Hab. Bolivia. (Buckley.)

In the Collection of W. C. Hewitson.

I cannot vouch for the exact correctness of the underside of the posterior wing, the bands being much defaced.

ITHOMIOLA CELTILLA. VAR. 3.

ARICORIS ALCMÆON. 4.

UPPERSIDE. Male. Anterior wing dark brown with the inner margin blue. Posterior wing blue with the nervures and outer margin black.

UNDERSIDE pale brown with the nervures darker.

Exp. $1\frac{1}{2}\frac{3}{0}$ inch. Hab. Ecuador. (Buckley.)

In the Collection of W. C. Hewitson.

SYMMACHIA ACONIA. 5.

UPPERSIDE. Male dark brown. Anterior wing with three minute white spots at the middle of the costal margin. Posterior wing with a triangular longitudinal band of orange.

UNDERSIDE dark brown with two white spots on the costal margin of the anterior wing.

Exp. $\frac{1}{2}\frac{9}{0}$ inch. Hab. Brazil.

In the Collection of Henley G. Smith.

AMARYNTHIS BOCCHORIS. 6.

BOTH SIDES. Male dark brown. Anterior wing crossed beyond the middle by an oblique scarlet band: the apex white. Posterior wing with the fringe white.

Exp. 1 inch. Hab. Minas Geraes.

In the Collection of W. C. Hewitson.

LEMONIAS AXENUS. 7.

UPPERSIDE. Male dark brown. Both wings crossed before the middle by a continuous band, beyond the middle by a broken macular band and by a submarginal series of spots all orange.

UNDERSIDE as above except that the bands and spots are all yellow and that there is a band of the same colour at the base of both wings.

Exp. $1\frac{5}{10}$ inch.

In the Collection of Henley G. Smith.

The butterfly now described is unfortunately without antennæ. In general appearance it resembles *Nemeobius* but is more closely allied to *Lemonias*.

LIMNAS ANDANIA. 8.

UPPERSIDE. Male black. Anterior wing crossed at the middle from the subcostal nervure to the outer margin along which it proceeds to the anal angle, by a narrow straight equal band of orange. Posterior wing with the outer margin orange.

UNDERSIDE as above except that the nervures are white.

Exp. $1\frac{6}{10}$ inch. Hab. Bolivia. (Buckley.)

In the Collection of W. C. Hewitson.

LIMNAS AULONIA. 10.

BOTH SIDES. Female blue-black. Anterior wing with a large apical carmine spot. Posterior wing with a broad outer margin of the same colour.

Exp. $1\frac{1}{2}$ inch. Hab. Bolivia. (Buckley.)

In the Collection of W. C. Hewitson.

ESTHEMOPSIS ÆNIACUS. 9.

UPPERSIDE. Female grey-blue. Anterior wing with the basal half grey-blue divided into five parts by the nervures: the outer half black crossed by a band of five white spots.

UNDERSIDE as above except that the blue is much paler.

Exp. $1\frac{7}{10}$ inch. Hab. Bolivia. (Buckley.)

ERYCINIDÆ.



W. C. Hewitson del et lith April 12th 1870.

M & N Hanbury imp

- | | |
|----|----------------------|
| 13 | LIMNAS ALENA |
| 14 | LIMNAS PASSIENA |
| 15 | LIMNAS CRATIA |
| 16 | LITHOMEIS EULEMA |
| 2 | COMPSOTERIA CEHALENA |
| 3 | COMPSOTERIA CASCELLA |
| 4 | THRENODES CŒNOIDES. |

ERYCINIDÆ.

LIMNAS ALENA. 13.

UPPERSIDE. Male, black, with the nervures paler. Anterior wing with the apex orange. Posterior wing with the outer margin broadly orange, indented on its inner border.

UNDERSIDE as above, except that there is a longitudinal band of carmine on each side of the abdomen.

Exp. $2\frac{1}{10}$ inches. Hab. Rio Janeiro. (Rogers.)

In the Collection of W. W. Saunders and W. C. Hewitson.

LIMNAS PASSIENA. 14.

UPPERSIDE. Male, black. Anterior wing with the apex (except the outer margin, which is black) carmine. Posterior wing with the outer margin carmine: the fringe black.

UNDERSIDE as above.

Exp. 2 inches. Hab. New Granada.

In the Collection of W. C. Hewitson.

LIMNAS CRATIA. 15.

UPPERSIDE. Male, black. Anterior wing crossed beyond the middle by a curved band of orange, slightly indented on its outer border. Posterior wing with a minute carmine spot at the base: the outer margin (except near the apex) orange, narrow: a carmine spot at the base of the abdomen on each side.

UNDERSIDE as above, except that the nervures are paler, and that the posterior wing has a large carmine spot at the base and a band of carmine on each side of the abdomen.

Exp. $1\frac{8}{10}$ inch.

In the Collection of W. C. Hewitson.

ITHOMEIS EULEMA. 1.

UPPERSIDE. Male, dark brown. Anterior wing with two rufous bands from the base: one within the cell, the other broad, divided by the submedian nervure: three spots at the middle and a submarginal band of seven spots, all white. Posterior wing rufous with the outer margin broadly brown traversed by a series of white spots.

UNDERSIDE as above, except that there is a white spot at the apex of the anterior wing.

Exp. 2 inches. Hab. Columbia.

In the Collections of W. W. Saunders and W. C. Hewitson.

COMPSOTERIA. *Hewitson.*

COMPSOTERIA CEPHALENA. 2.

UPPERSIDE, dark brown: transparent from the base to beyond the middle (except the margins), and divided into six parts by the nervures and a band which crosses the cell: a subapical band of four transparent spots. Posterior wing with the basal half transparent, divided into five parts by broad black nervures: a sub-marginal rufous band.

Exp. $1\frac{3}{10}$ inch. Hab. Cayenne.

In the Collection of W. C. Hewitson.

COMPSOTERIA CASCELLA. 3.

Compsoteria Cascella, Hewitson. *Equat. Lep. p.* 57.

UPPERSIDE. Male. Transparent lilac-white: all the margins and the nervures (which are broad) brown. Anterior wing with the cell crossed at the middle by a black line: the apex (which is dark brown and covers nearly half the wing) crossed by a broad band of orange, marked by two small transparent spots.

UNDERSIDE as above, except that the costal margin of the posterior wing is marked at its base by three spots of white, and at its apex by a spot of orange.

Exp. $1\frac{6}{10}$ inch. Hab. Ecuador.

In the Collection of W. C. Hewitson.

THRENODES. *Hewitson.*

THRENODES COENOIDES. 4.

Threnodes Coenoides, Hewitson. *Equat. Lep. p.* 58

UPPERSIDE semi-transparent grey-white, finely striated throughout with darker colour: the margins broad and black: the nervures black. Anterior wing with the outer margin very broad, traversed by a series of eight large white spots. Posterior wing with the outer margin very broad: the costal margin marked below the middle by a small transparent spot.


UNDERSIDE as above, except that there is a spot of white at the base of the posterior wing.

Exp. $2\frac{5}{20}$ inch. Hab. Ecuador. (Buckley.)

This singular species has unfortunately lost its antennæ, which Mr. Buckley says were clubbed like those of a butterfly.

ERYCINIDÆ.

CHAMÆLIMNAS & ITHOMIOLA



W.C. Hewitson del et lith. 1877

M & N Hanhart imp

1 2 CHAMÆLIMNAS BRIOLO
5 CHAMÆLIMNAS CERCIDIS
4 ITHOMIOLA FELTILLA

3 4 CHAMÆLIMNAS PHOENIAS
6 CHAMÆLIMNAS VILLACOMES
5 ITHOMIOLA CALLIXENA

ERYCINIDÆ.

CHAMAE LIMNAS AND ITHOMIOLA.

CHAMAE LIMNAS BRIOLA. 1, 2.

Chamaelimnas Briola, Bates. *Linnean Society's Journal. Zoology, Vol. IX.*
p. 379.

UPPERSIDE. Male, black: *the neck yellow*. Anterior wing with a triangular longitudinal band from the base (within the cell), and an oblong transverse spot beyond the middle, brilliant yellow: the apex white. Posterior wing yellow, with all the margins (the base of the inner margin excepted) broadly black.

UNDERSIDE as above.

Female like the male, except that it is broader, and has the spots of the anterior wing much larger.

Exp. $1\frac{1}{20}$ inch. Hab. Brazil.

In the Collections of W. W. Saunders and W. C. Hewitson.

CHAMAE LIMNAS PHOENIAS. 3, 4.

Chamaelimnas Phoenias, Hewitson. *Equat. Lep. p.* 54, 1870.

UPPERSIDE. Male, black. Anterior wing with a small longitudinal triangular band within the cell, and a large oblong spot beyond the middle, orange yellow. Posterior wing with a longitudinal irregular serrate spot of orange yellow from the base marked with black at the end of the cell.

UNDERSIDE as above.

Female like the male, except that it is broader, has the spots on the anterior wing larger, and the basal half of the posterior wing yellow.

Exp. $1\frac{5}{16}$ inch. Hab. Ecuador. (Sarayaco, Buckley.)

In the Collections of W. W. Saunders and W. C. Hewitson.

CHAMAE LIMNAS CERCIDES. 5.

UPPERSIDE. Female, dark brown. *The thorax bordered on both sides with yellow*. Anterior wing with the basal half (except the margins) and a large oval spot beyond the middle brilliant yellow. Posterior wing yellow, with the outer and part of the inner margins broadly dark brown.

UNDERSIDE as above.

Exp. $1\frac{3}{20}$ inch.

In the Collection of W. C. Hewitson.

M M

CHAMAELIMNAS VILLAGOMES. 6.

UPPERSIDE. Male, black. Anterior wing with a central cordate spot of orange-yellow. Posterior wing orange-yellow, with the outer margin broadly black.

UNDERSIDE as above.

Exp. $1\frac{4}{10}$ inch. Hab. Ecuador. (Chaquinda.)

In the Collection of W. C. Hewitson.

The four species now figured and described are very nearly allied. *C. Briola* is distinguished from the rest by having the neck yellow; *C. Cercides* by having its thorax bordered with yellow, and *C. Villagomes* by being without a yellow triangular band at the base of the anterior wing.

ITHOMIOLA CELTILLA. 4.

Comptoseria Celtilla, Hewitson. *Trans. Entom. Soc.* p. 162, 1870.

UPPERSIDE. Male, black. Anterior wing transparent lilac-white from the base to beyond the middle (the margins excepted), divided into six parts by the nervures and a band which crosses the cell: a broad oblique subapical band of the same colour divided into four parts by the nervures. Posterior wing lilac-white, transparent, the nervures and outer margin black.

UNDERSIDE as above, except that the costal margin of the posterior wing is white at its base, and that there is a short linear spot of orange at the anal angle.

Exp. $1\frac{6}{10}$ inch. Hab. Ecuador. (Gualaquiza.)

In the Collection of W. C. Hewitson.

ITHOMIOLA CALLIXENA. 5.

Comptoseria Callixena, Hewitson. *Trans. Entom. Soc.* p. 162, 1870.

UPPERSIDE. Female, dark brown. Anterior wing with several spots of white: three in the cell, one below these large and divided by the second median nervule, an oblique band of two spots (one trifid) before the apex and two minute subapical spots: the inner margin grey. Posterior wing grey, crossed obliquely by an equal band of white bordered on each side with brown and divided into four parts by the nervures: a submarginal band of grey: the outer margin brown, angular.

UNDERSIDE as above, except that both wings have a submarginal series of white spots, and that the posterior wing is white at the base, spotted with brown.

Exp. $1\frac{1}{2}$ inch. Hab. Ecuador. (Gualaquiza.)

Although greatly differing in aspect from those which I have figured and described, and indeed from all the *Erycinidæ*, its neuration is identical with this genus.

ERYCINIDÆ.



From Hewitson's collection. Jan'y 1875

M. & N. Harshart imp.

- 1 HERMATHENA CANDIDATA
 2 3 EURYGONA CHIRONE
 4, 5 6. EURYGONA CORDUENA
 7, 8. CALYDNA CEPHISSA.

- 9 CALYDNA CATIENA
 10 11 NYMPHIDIUM ANTHIAS
 12 NYMPHIDIUM ÆNETUS
 13 NYMPHIDIUM CYNEAS.

ERYCINIDÆ.

HERMATHENA CANDIDATA. 1.

Hermathena Candidata, Hewitson, *Bolivian Butterflies*, page 16.

UPPERSIDE. Female white. Both wings with marginal grey spots. Anterior wing with a spot on the costal margin at the end of the cell, and three large spots (one apical) on the outer margin, all pale grey-brown. Posterior wing with four or five marginal spots, the apical spot larger than the rest.

UNDERSIDE as above, except that the marginal spots are dark brown.

Exp. $1\frac{1}{2}$ to 2 inches. Hab. Bolivia. (Buckley.)

A remarkable species, differing much in size; the larger specimens of the form and size of *Pandemos Arcas*.

EURYGONA CHIRONE. 2, 3.

Eurygona Chirone, Hewitson, *Bolivian Butterflies*, page 13.

UPPERSIDE. Female pale rufous-brown. Anterior wing with the centre white, the costal and outer margins broadly dark brown.

UNDERSIDE silver-white. Both wings crossed at the middle by a common band of orange: both crossed beyond the middle by a band of rufous spots: the fringe rufous. Anterior wing with a submarginal band of rufous spots. Posterior wing with a submarginal series of black lunular spots.

Exp. $1\frac{9}{10}$ inch. Hab. Bolivia. (Buckley.)

In the Collection of W. C. Hewitson.

EURYGONA CORDUENA. 4, 5, 6.

Eurygona Corduena, Hewitson, *Bolivian Butterflies*, page 13.

UPPERSIDE. Male dark brown. Anterior wing with the base blue. Posterior wing with the anal angle of the same colour.

UNDERSIDE silver-white. Both wings crossed by three equidistant rufous-brown bands: the outer margin rufous. Posterior wing orange near the outer margin, marked by four black spots.

Female rufous-brown. Anterior wing with a large central white spot: the apex and outer margin dark brown.

Exp. $1\frac{9}{10}$ inch. Hab. Bolivia. (Buckley.)

CALYDNA CEPHISSA. 7, 8.

UPPERSIDE. Female dark brown, marked by several orange spots. Anterior wing with two spots before the middle: two larger spots beyond the middle, and three minute spots near the apex. Posterior wing with one spot at the middle of the costal margin: three spots near the middle, and three similar spots near the outer margin.

UNDERSIDE. Anterior wing with the spots as above but larger: the base—which is marked by an orange and a black spot—and the outer margin—which is clouded with brown—grey. Posterior wing grey, with some black spots near the base: a spot

of white near the base and a series of white spots at the middle bordered outwardly by dark brown.

Exp. 1 inch. Hab. Amazon. (St. Paulo.)

In the Collection of Henley G. Smith.

CALYDNA CATIENA. 9.

UPPERSIDE. Male dark brown.

UNDERSIDE rufous-brown, paler towards the outer margins, undulated with darker brown. Anterior wing with several black spots from the base to the middle. Posterior wing with three or four similar spots.

Exp. $1\frac{1}{2}$ inch. Hab. Brazil. (Rogers.)

In the Collection of W. C. Hewitson.

NYMPHIDIUM ANTHIAS. 10, 11.

Nymphidium Anthias, Hewitson, *Bolivian Butterflies*, page 14.

UPPERSIDE yellow-white, with the outer margins dark brown, very broad. Anterior wing with the costal margin dark brown; a small white spot near the costal margin beyond the middle, and a smaller white spot near the apex. Posterior wing with a line and two minute spots of white near the anal angle.

UNDERSIDE as above, except that the anterior wing is crossed by two submarginal bands of white spots, and that the posterior wing has a double series of smaller white spots between the anal angle and the middle: a spot of brown on the inner margin.

Exp. $1\frac{1}{20}$ inch. Hab. Bolivia. (Buckley.)

In the Collection of W. C. Hewitson.

NYMPHIDIUM ÆNETUS. 12.

Nymphidium Ænetus, Hewitson, *Bolivian Butterflies*, page 14.

UPPERSIDE. Female white, tinted with yellow: the margins dark brown. Anterior wing with a white spot at the apex. Posterior wing with a submarginal linear grey band.

UNDERSIDE as above, except that it is without the grey band of the posterior wing.

Exp. $1\frac{9}{20}$ inch. Hab. Bolivia. (Buckley.)

In the Collection of W. C. Hewitson.

NYMPHIDIUM CYNEAS. 13.

Nymphidium Cyneas, Hewitson, *Bolivian Butterflies*, page 14.

UPPERSIDE. Female orange, with the margins broadly black. Anterior wing with the fringe of the apex white.

UNDERSIDE as above, but paler.

Exp. $1\frac{1}{10}$ inch. Hab. Bolivia. (Buckley.)

In the Collection of W. C. Hewitson.

LEUCENIDÆ.

OGYRIS



W. C. HERRING, del. 1871.

Printed by H. Mandel & Walton.

1. OGYRIS ZOSINE 4. OGYRIS ZOSINE
2. OGYRIS CENOVEVA 5. OGYRIS CENOVEVA

LYCENIDÆ.

OGYRIS.

OGYRIS ABROTA. 1, 2.

O. Damo. Doubleday.—*Brit. Mus. Cat.* *O. Abrota.* Westwood and Hewitson.—*Gen. Diur. Lep.* Vol. ii. Pl. 75.

UPPERSIDE. Male purple, the costal and outer margins of both wings broadly black, the costal margin of the anterior wing with three indistinct white marks near the apex, the outer margin of the wing serrated very peculiarly.

UNDERSIDE. Anterior wing dark brown, the apex ashy grey undulated with brown, the cell marked with a round spot and four lines of white. Posterior wing clouded with various shades of grey and red-brown, marked with several curved black lines, inclosing spots of darker colour, the base brown, with several curved lines of black.

FEMALE. Upperside, anterior wing black, with a large central round yellow spot, the base light brown. Posterior wing light brown. Underside, as in the male, except that the anterior wing is marked with the central yellow spot as above, and that the posterior wing is more distinctly marked and clouded with purple.

Expan. $1\frac{7}{10}$ in. Hab. Australia.

In the Collections of W. W. Saunders and W. C. Hewitson.

Mr. Doubleday, in his list of Lepidopterous insects in the British Museum, took the male and female of this for different species, calling the male *O. Damo*, the female *O. Abrota*. Mr. Westwood has adopted the latter name in the Genera of Diurnal Lepidoptera, where the female is figured at Plate 75.

OGYRIS ZOSINE. 3, 4.

UPPERSIDE. Male purple, the costal and outer margins of both wings black, the extreme margin white, the costal margin near the apex with three lines of white.

UNDERSIDE. Anterior wing brown, the centre blue, the apex and a triangular transverse spot beyond the end of the cell ash-grey, the cell crossed by five lines of white, the outer lines tinted with blue. Posterior wing clouded with brown and grey, darkest at the base, crossed by several curved lines, some of which inclose oblong spots of darker colour; the anal angle, which is projected into a short tail, marked by a black spot.

Expan. $1\frac{9}{10}$ in. Hab. Australia.

In the Collections of W. W. Saunders and W. C. Hewitson.

OGYRIS GENOVEVA. 5, 6.

UPPERSIDE. Female black, the margins white, the base of both wings silvery light blue. Anterior wing with an oblique oblong spot of yellow beyond the middle. Posterior wing with the outer margin dentated and tailed, a double spot of blue at the bases of the tails, and of the dentation between them.

UNDERSIDE. Anterior wing brown, the centre black, the apex grey, crossed as above by the spot of yellow, the cell with five transverse silvery light blue spots. Posterior wing ash-grey clouded with brown, darkest in the centre and at the base, where it is crossed by numerous curved black lines.

Expan. $2\frac{1}{2}$ in. Hab. Australia.

In the Collection of W. C. Hewitson.

I don't know the male of this beautiful species. My own specimen of the female is the only one I have seen.

LYCAENIDAE .

PENTILA & LIPTENA .



W. Hewitt del. et lith. 1865.

M & N Hanhart, imp.

1. PENTILA TROPICALIS.
2. PENTILA PRUCETIA.
3. PENTILA LAGYRA.
4. PENTILA LIBYSSA.

5. LIPTENA UNDULARIS.
6. LIPTENA LIBENTINA.
7. LIPTENA LIRCÆA.
8. LIPTENA AGRÆA.

LYCÆNIDÆ.

PENTILA AND LIPTENA.

PENTILA TROPICALIS. 1, 2.

Tingra tropicalis Boisduval. *Voy. Delagorgue*, page 589. *Liptena Abraxas*, Westwood in Doubleday and Hewitson's *Gen. Diurnal Lep.*, Plate 77, fig. 5. *Pentila Abraxas*, page 504.

UPPERSIDE. Male, rufous-orange. Anterior wing with several minute spots, the apex and spots on the upper margin brown; posterior wing with one spot.

UNDERSIDE uniform orange-yellow. Both wings with numerous spots (thirty or forty) and undulations of brown.

Variety. Male with the apex and outer margin of the anterior wing broadly brown: the posterior wing also margined with brown.

Female like the male, except that it has (instead of the brown at the apex) a submarginal band of brown spots.

Variety. Female white, with the apex of the anterior wing broadly brown, the spots larger and alike on both sides, as in figure 1; or with the spots less numerous as in *P. Abraxas* of Westwood.

Expan. ♂ $1\frac{1}{2}$, ♀ $1\frac{1.5}{2.0}$ inch. Hab. Natal and Old Calabar.

In the Collections of W. W. Saunders and W. C. Hewitson.

Mr. Westwood, after having, in error, used the name of *Liptena* for this groupe on plate 77 of the "Diurnal Lepidoptera," adopted the name *Pentila* (which Boisduval had given to a part of it only), not being then aware that Boisduval's genus *Tingra* was synonymous. I would gladly have adopted the earlier name of *Tingra*, but since it has never been characterized by its author the genus *Pentila* of the "Genera" must stand. Westwood's first species, *L. Undularis*, it is true, was Boisduval's type of *Pentila*, but since the dissections for Westwood's genus *Pentila* have been made from *P. Tropicalis*, it must be considered his typical species. In *Pentila* the palpi are very minute, the discoidal cell long. In *Liptena* the palpi are long, the cell short.

PENTILA PEUCETIA. 3.

UPPERSIDE. Male, transparent white. The wings broadly margined with brown; anterior wing crossed beyond the middle by a band of brown marked by a black spot; posterior wing with a central black spot.

UNDERSIDE as above except that the posterior wing has three black spots.

Expan. $1\frac{6}{10}$ inch. Hab. Zambezi.

In the Collection of W. C. Hewitson.

LIPTENA. HEWITSON.

Eyes small, smooth. Palpi smooth, long; the second joint compressed, reaching above the head; the terminal joint widest near its point. Anterior wing with the costal nervure short, not reaching the middle of the wing; the subcostal nervure four-branched; two branches near together before the end of the cell, two beyond and at a distance from it; the cell broad, short, not much more than a third of the wing in length, closed at a right angle nearly, by the discocellular nervules, the first of which is very short, the third twice the length of the second and curved inwardly. Posterior wing with the cell short, closed in some species much more obliquely than in others. All the feet with the tarsi very long and slender (longer than in *Pentila*).

Pub Jan, 1866

LIPTENA LAGYRA. 4.

UPPERSIDE. Male, white. Anterior wing with the base of the costal margin and apex pale brown.

UNDERSIDE as above, except that it is spotless white throughout.

Expan. $1\frac{1}{2}$ inch. Hab. Old Calabar.

In the Collection of W. C. Hewitson.

Figured from a very worn example.

LIPTENA LIBYSSA.

UPPERSIDE. Male, white, with the margins very broadly brown.

UNDERSIDE white; anterior wing with the costal margin from the base to near the middle broadly brown: the costal margin from the middle, the apex and outer margin, brown marked by four spots of white; posterior wing pale yellow, with four large spots of brown: part of the outer margin broadly brown, with three white spots.

Expan. $1\frac{2}{10}$ inch. Hab. Old Calabar.

In the Collection of W. C. Hewitson.

LIPTENA UNDULARIS.

Pentila Undularis, Boisduval Ms.

UPPERSIDE. Female, white; anterior wing with the base of the costal margin slightly brown; the costal margin from the middle and the apex broadly brown.

UNDERSIDE white; anterior wing with some spots and oblique linear bands of brown near the costal margin and apex; posterior wing pale yellow, crossed near the base by several lines; crossed at the middle and beyond it by three zigzag bands of rufous-brown and by a submarginal line of the same colour.

Expan. $1\frac{7}{10}$ inch. Hab. Congo.

In the Collection of the British Museum.

LIPTENA LIBENTINA. 8, 9.

UPPERSIDE. Female, scarlet with the margins broadly brown; anterior wing with two spots of dark brown near the base.

UNDERSIDE as above, except that the anterior wing has a rufous band near the apex, that the posterior wing is marked by several black spots, and that the outer margin only is brown traversed by a band of lunular white spots.

Expan. $1\frac{7}{10}$ inch. Hab. Old Calabar.

In the Collection of W. C. Hewitson.

LIPTENA LIRCÆA. 10, 11.

UPPERSIDE. Male, white; the base of the costal margin and apex brown.

UNDERSIDE as above, except that the anterior wing has a brown spot on the costal margin and two brown spots on the posterior wing.

Expan. $1\frac{3}{10}$ inch. Hab. Old Calabar.

In the Collection of W. C. Hewitson.

LIPTENA ACRÆA. 12.

Liptena Acræa, Westwood Gen. Diur. Lep., Plate 77, f. 6.

In the Collection of W. C. Hewitson.

The example in my collection differs considerably from my figure in the "Genera." The space near the apex, which in that figure forms part of the orange of the wing, is in the butterfly now figured separated from it, and white.

LYCAENIDÆ.

PENTILA & LIPTENA II.



W. Hewitson del et lith July 31st 1873

M & N Hanhart sculp

- | | | |
|-------|-----------------|------------------------|
| | 4 5. 6 7 | PENTILA AMENaida |
| 8 9 | PENTILA ROTHa. | 13 LIPTENA ILMA |
| 10. | PENTILA ABRAXAS | 14 15 16. LIPTENA ISCA |
| 11 12 | PENTILA ELFAZA | 17 LIPTENA MILCA |

LYCÆNIDÆ.

PENTILA & LIPTENA. II.

PENTILA AMENAIDA. 4, 5, 6, 7.

UPPERSIDE. Male rufous-orange: the margins broadly dark brown. Anterior wing with a large oblong spot in the cell, evidently composed of two or three smaller spots and also forming part of the costal margin: three round spots below this and four forming a semicircle and parallel to the outer margin, all dark brown. Posterior wing with some minute black spots near the base, two larger spots at the middle, and four near the outer margin.

UNDERSIDE as above, except that it is without the brown border is closely undulated throughout with brown and has the spots more distinct near the base of the posterior wing.

Female (figs. 4 6) like the male, except that it is of a brighter orange.

Female variety (figs. 5 7).

Exp. $1\frac{6}{10}$ inch. Hab. Angola. (Rogers and Monteiro.)

In the Collection of W. C. Hewitson.

In drawing the figures of this species I believed that I had got both sexes, but discovered upon closer examination that they are all females.

PENTILA ROTHIA. 8, 9.

UPPERSIDE. Male orange-yellow: the margins broadly brown. Both wings with several black spots near the base. Posterior wing with some black spots touching the marginal brown.

UNDERSIDE as above, except that there are more subbasal spots that the outer margin is undulated with brown and has a double series of large dark brown spots.

Exp. $1\frac{7}{20}$ inch. Hab. Gaboon (Ansell.)

PENTILA ABRAXAS. 10, var.

PENTILA ELEAZA. 11, 12.

UPPERSIDE. Male dark brown. Anterior wing with an orange spot between the median nervures.

UNDERSIDE. Anterior wing grey brown, with a band of scarlet near the apex and outer margin. Posterior wing warm grey spotted with scarlet and black: three minute black spots near the base, three near the middle, four (two of them linear) near the outer margin and a submarginal series of lunular spots all black.

Exp. $1\frac{7}{20}$ inch. Hab. Old Calabar.

In the Collection of W. C. Hewitson.

LIPTENA ILMA. 13.

UPPERSIDE dark brown.

UNDERSIDE white, tinted with blue. Both wings with a nearly central black spot and an apical spot of brown. Anterior wing with the costal margin, three submarginal lunular spots and the outer margin brown. Posterior wing with three lunular spots below the middle and some similar spots on the outer margin pale brown.

Exp. $1\frac{1}{10}$ inch. Hab. Angola. (Rogers.)

In the Collection of W. C. Hewitson.

LIPTENA ISCA. 14, 15, 16.

UPPERSIDE. Male. Anterior wing dark brown with a small scarlet spot on the inner margin near the anal angle. Posterior wing scarlet, with the abdominal and outer margins black.

UNDERSIDE dark brown tinted with grey towards the base. Anterior wing with two spots within the cell, two near the costal margin and a central band ending in a large spot near the anal angle, all scarlet. Posterior wing with a spot in the cell and a central band of spots also scarlet.

Female scarlet with the margins broadly brown. Anterior wing with a black spot near the base and a small scarlet spot near the middle of the costal margin. Posterior wing with dark brown spots near the base. Underside as in the male.

Exp. $1\frac{5}{20}$ inch. Hab. Old Calabar.

In the Collection of W. C. Hewitson.

LIPTENA MILCA. 17.

UPPERSIDE dark brown. Both wings crossed by a broad continuous band of scarlet.

UNDERSIDE as above except that the base of both wings is undulated with paler colour.

Exp. $1\frac{6}{10}$ inch. Hab. West Africa. (Rogers.)

LIPTENA ERASTUS.

Pieris Erastus. Hewitson. *Exot. Butts.* Vol. III. pl. v., fig. 51.

I have preferred to place several heterogeneous species in the genus *Liptena*, rather than to make new genera to receive them. Having commenced the illustration of these genera in this work, I have thought it better to continue it here, rather than to transfer it to the *Lycænidae*.



1875. May 10. 10. 11. 12. 13. 14. 15. 16. 17. 18. 19. 20. 21. 22. 23. 24. 25. 26. 27. 28. 29. 30. 31. 32. 33. 34. 35. 36. 37. 38. 39. 40. 41. 42. 43. 44. 45. 46. 47. 48. 49. 50. 51. 52. 53. 54. 55. 56. 57. 58. 59. 60. 61. 62. 63. 64. 65. 66. 67. 68. 69. 70. 71. 72. 73. 74. 75. 76. 77. 78. 79. 80. 81. 82. 83. 84. 85. 86. 87. 88. 89. 90. 91. 92. 93. 94. 95. 96. 97. 98. 99. 100. 101. 102. 103. 104. 105. 106. 107. 108. 109. 110. 111. 112. 113. 114. 115. 116. 117. 118. 119. 120. 121. 122. 123. 124. 125. 126. 127. 128. 129. 130. 131. 132. 133. 134. 135. 136. 137. 138. 139. 140. 141. 142. 143. 144. 145. 146. 147. 148. 149. 150. 151. 152. 153. 154. 155. 156. 157. 158. 159. 160. 161. 162. 163. 164. 165. 166. 167. 168. 169. 170. 171. 172. 173. 174. 175. 176. 177. 178. 179. 180. 181. 182. 183. 184. 185. 186. 187. 188. 189. 190. 191. 192. 193. 194. 195. 196. 197. 198. 199. 200. 201. 202. 203. 204. 205. 206. 207. 208. 209. 210. 211. 212. 213. 214. 215. 216. 217. 218. 219. 220. 221. 222. 223. 224. 225. 226. 227. 228. 229. 230. 231. 232. 233. 234. 235. 236. 237. 238. 239. 240. 241. 242. 243. 244. 245. 246. 247. 248. 249. 250. 251. 252. 253. 254. 255. 256. 257. 258. 259. 260. 261. 262. 263. 264. 265. 266. 267. 268. 269. 270. 271. 272. 273. 274. 275. 276. 277. 278. 279. 280. 281. 282. 283. 284. 285. 286. 287. 288. 289. 290. 291. 292. 293. 294. 295. 296. 297. 298. 299. 300. 301. 302. 303. 304. 305. 306. 307. 308. 309. 310. 311. 312. 313. 314. 315. 316. 317. 318. 319. 320. 321. 322. 323. 324. 325. 326. 327. 328. 329. 330. 331. 332. 333. 334. 335. 336. 337. 338. 339. 340. 341. 342. 343. 344. 345. 346. 347. 348. 349. 350. 351. 352. 353. 354. 355. 356. 357. 358. 359. 360. 361. 362. 363. 364. 365. 366. 367. 368. 369. 370. 371. 372. 373. 374. 375. 376. 377. 378. 379. 380. 381. 382. 383. 384. 385. 386. 387. 388. 389. 390. 391. 392. 393. 394. 395. 396. 397. 398. 399. 400. 401. 402. 403. 404. 405. 406. 407. 408. 409. 410. 411. 412. 413. 414. 415. 416. 417. 418. 419. 420. 421. 422. 423. 424. 425. 426. 427. 428. 429. 430. 431. 432. 433. 434. 435. 436. 437. 438. 439. 440. 441. 442. 443. 444. 445. 446. 447. 448. 449. 450. 451. 452. 453. 454. 455. 456. 457. 458. 459. 460. 461. 462. 463. 464. 465. 466. 467. 468. 469. 470. 471. 472. 473. 474. 475. 476. 477. 478. 479. 480. 481. 482. 483. 484. 485. 486. 487. 488. 489. 490. 491. 492. 493. 494. 495. 496. 497. 498. 499. 500. 501. 502. 503. 504. 505. 506. 507. 508. 509. 510. 511. 512. 513. 514. 515. 516. 517. 518. 519. 520. 521. 522. 523. 524. 525. 526. 527. 528. 529. 530. 531. 532. 533. 534. 535. 536. 537. 538. 539. 540. 541. 542. 543. 544. 545. 546. 547. 548. 549. 550. 551. 552. 553. 554. 555. 556. 557. 558. 559. 560. 561. 562. 563. 564. 565. 566. 567. 568. 569. 570. 571. 572. 573. 574. 575. 576. 577. 578. 579. 580. 581. 582. 583. 584. 585. 586. 587. 588. 589. 590. 591. 592. 593. 594. 595. 596. 597. 598. 599. 600. 601. 602. 603. 604. 605. 606. 607. 608. 609. 610. 611. 612. 613. 614. 615. 616. 617. 618. 619. 620. 621. 622. 623. 624. 625. 626. 627. 628. 629. 630. 631. 632. 633. 634. 635. 636. 637. 638. 639. 640. 641. 642. 643. 644. 645. 646. 647. 648. 649. 650. 651. 652. 653. 654. 655. 656. 657. 658. 659. 660. 661. 662. 663. 664. 665. 666. 667. 668. 669. 670. 671. 672. 673. 674. 675. 676. 677. 678. 679. 680. 681. 682. 683. 684. 685. 686. 687. 688. 689. 690. 691. 692. 693. 694. 695. 696. 697. 698. 699. 700. 701. 702. 703. 704. 705. 706. 707. 708. 709. 710. 711. 712. 713. 714. 715. 716. 717. 718. 719. 720. 721. 722. 723. 724. 725. 726. 727. 728. 729. 730. 731. 732. 733. 734. 735. 736. 737. 738. 739. 740. 741. 742. 743. 744. 745. 746. 747. 748. 749. 750. 751. 752. 753. 754. 755. 756. 757. 758. 759. 760. 761. 762. 763. 764. 765. 766. 767. 768. 769. 770. 771. 772. 773. 774. 775. 776. 777. 778. 779. 780. 781. 782. 783. 784. 785. 786. 787. 788. 789. 790. 791. 792. 793. 794. 795. 796. 797. 798. 799. 800. 801. 802. 803. 804. 805. 806. 807. 808. 809. 810. 811. 812. 813. 814. 815. 816. 817. 818. 819. 820. 821. 822. 823. 824. 825. 826. 827. 828. 829. 830. 831. 832. 833. 834. 835. 836. 837. 838. 839. 840. 841. 842. 843. 844. 845. 846. 847. 848. 849. 850. 851. 852. 853. 854. 855. 856. 857. 858. 859. 860. 861. 862. 863. 864. 865. 866. 867. 868. 869. 870. 871. 872. 873. 874. 875. 876. 877. 878. 879. 880. 881. 882. 883. 884. 885. 886. 887. 888. 889. 890. 891. 892. 893. 894. 895. 896. 897. 898. 899. 900. 901. 902. 903. 904. 905. 906. 907. 908. 909. 910. 911. 912. 913. 914. 915. 916. 917. 918. 919. 920. 921. 922. 923. 924. 925. 926. 927. 928. 929. 930. 931. 932. 933. 934. 935. 936. 937. 938. 939. 940. 941. 942. 943. 944. 945. 946. 947. 948. 949. 950. 951. 952. 953. 954. 955. 956. 957. 958. 959. 960. 961. 962. 963. 964. 965. 966. 967. 968. 969. 970. 971. 972. 973. 974. 975. 976. 977. 978. 979. 980. 981. 982. 983. 984. 985. 986. 987. 988. 989. 990. 991. 992. 993. 994. 995. 996. 997. 998. 999. 1000.

M&H. Harhart. 1895.

LYCAENA CALETA

- | | |
|-------------------|--------------------|
| 1 LYCAENA EVERA | 7 LYCAENA ARGOLA |
| 2 LYCAENA DECIDUA | 8 LYCAENA ELNA |
| 3 LYCAENA ETHION | 9 LYCAENA METARA |
| 4 LYCAENA CARANA | 10 LYCAENA HERITIA |

LYCÆNIDÆ.

LYCÆNA.

LYCÆNA CALETA. 1.

UPPERSIDE. Male dark brown. Both wings crossed by a narrow band of white which commences in a bifid spot a little above the median nervure of the anterior wing and is continued to the inner margin of the posterior wing.

UNDERSIDE white, the outer margins dark brown marked by linear white spots. Anterior wing with the costal margin, a longitudinal band which is connected with it by a band at the end of the cell, a transverse band beyond the middle and a spot below it: dark brown. Posterior wing with a band near the base and a trifid band beyond the middle dark brown.

Exp. $1\frac{5}{10}$ inch. Hab. Celebes. (Tondano, Wallace.)

In the Collection of W. C. Hewitson.

As I do not intend to monograph the genus *Lycæna* in my work on the *Lycænidae*, I have introduced some of the most interesting new species here.

LYCÆNA EVENA. 2, 3.

UPPERSIDE brown tinted with blue, the outer margins dark brown, the bands of the underside seen through.

UNDERSIDE white. Both wings with a band near the base, a band (common to both) before the middle, a moniliform band beyond the middle (marked by paler spots) broken on the posterior wing, a submarginal series of lunular spots and the outer margin all dark brown. Posterior wing with a black line at the end of the cell.

Exp. $1\frac{2}{10}$ inch. Hab. New Guinea. (Wallace.)

In the Collection of W. C. Hewitson.

LYCÆNA DECIDIA. 4.

UPPERSIDE dark brown. Both wings crossed by a common broad band of white commencing at the second discoidal nervure of the anterior wing where it projects towards the outer margin.

UNDERSIDE white. Anterior wing with a small spot at the base, a band before the middle, a large spot on the costal margin near the apex, a large spot at the anal angle, the apex which is marked by two white spots, the outer margin and a spot at its middle, all dark brown. Posterior wing with a band near the base, a small spot on the inner margin, a large spot below this, a bifid spot near the apex, a spot between these and a series of submarginal lunular spots all dark brown.

Exp. $1\frac{1}{10}$ inch. Hab. India. (Neilgherries.)

In the Collection of W. C. Hewitson.

LYCÆNA ETHION. 5.

Lycæna Ethion, Doubleday and Hewitson, *Genera of Diurnal Lepidoptera*.

Plate LXXVII. fig. 3.

UPPERSIDE. Both wings crossed by a broad central irregular white band broadly bordered on both sides with blue, the outer margins broadly dark brown.

UNDERSIDE white. Both wings crossed near the base by two dark brown bands, and near the outer margin by a double series of brown spots. Anterior wing with a large spot on the costal margin near the apex, a similar spot on the inner margin and a small spot between them dark brown. Posterior wing with a band of three large spots below the middle, two black spots bordered with silver at the anal angle.

Exp. 1 inch. Hab. India. (Neilgherries.)

In the Collection of W. C. Hewitson.

LYCÆNA CARANA. 6.

UPPERSIDE. Male white with the costal margin of the anterior wing, the base of the posterior wing and the outer margin of both, dark brown. Posterior wing with some linear white spots near the anal angle.

UNDERSIDE white. Both wings with a band and several spots of black near the base. Anterior wing with three bands of black spots near the outer margin. Posterior wing with a spot on the inner margin and two submarginal bands of black spots, four of the spots of the outer band marked with silver.

Exp. 1 inch. Hab. Angola. (Rogers.)

In the Collection of W. C. Hewitson.

Allied to *L. Calice* of Hopffer.

LYCÆNA ARGOLA. 7.

UPPERSIDE dark brown. Both wings crossed by a broad common band of white commencing a little above the median nervure of the anterior wing.

UNDERSIDE white tinted with yellow, the outer margins dark brown spotted with white. Anterior wing with the costal margin, a longitudinal band from the base and a transverse curved band beyond the middle, black. Posterior wing with the base, a band near it, a minute spot on the inner margin and a band beyond the middle broken near the apex, black.

Exp. $1\frac{3}{10}$ inch. Hab. Philippine Islands.

In the Collection of W. C. Hewitson.

LYCÆNA ELNA. 8.

UPPERSIDE. Female dark brown. Both wings crossed by a common broad white band commencing at the first discoidal nervure of the anterior wing where it is marked by a minute black spot and projects outwards.

UNDERSIDE white. Both wings crossed near the base by a broad band of black. Anterior wing with a large spot near the apex, a similar spot near the anal angle, the apex, the outer margin and a spot at its middle all black. Posterior wing with a spot near the apex, a quadrifid band above the anal angle, the outer margin and a submarginal series of lunular spots all black.

Exp. $1\frac{4}{10}$ inch. Hab. Java. (Wallace.)

In the Collection of W. C. Hewitson.

LYCÆNA CYARA. 9, 10.

UPPERSIDE. Male. Anterior wing brown tinted with lilac. Posterior wing white with the base and outer margin brown, two black spots marked with silver at the anal angle.

UNDERSIDE white tinted with yellow chiefly near the base. Anterior wing with a trifid spot on the costal margin and a series of marginal spots, black. Posterior wing with a black spot near the inner margin and three black spots on the outer margin two of which near the anal angle are decorated with silver.

Exp. $1\frac{3}{10}$ inch. Hab. Angola. (Rogers.)

LYCÆNA HERITSIA. 11, 12.

UPPERSIDE. Male. Anterior wing dark brown paler at the middle where it is glossed with brilliant lilac. Posterior wing white with the outer margin broadly black and marked at the anal angle by two pale blue spots. The outer margins of both wings spotted with white.

UNDERSIDE white. Anterior wing with four bands and a spot of black from the costal margin, the outer margin which is marked by two white spots broadly black. Posterior wing with a spot at the base, two spots on the costal margin and some zig-zag spots near the outer margin all black, two black spots at the anal angle bordered by silver and white. The fringe of both wings black and white.

Female like the male except that it has the centre of the anterior wing white.

Exp. $1\frac{2}{10}$ inch. Hab. Camaroons. (Rutherford.)

HESPERIDÆ.

PYRRHOPYGA I



W. H. Hewitson del et lith, 1857

Printed by Hullmandel & Walton

- | | |
|-------------------------|---------------------|
| 1 2 PYRRHOPYGA VULCANUS | |
| 3 PYRRHOPYGA PYGMALION | 5 PYRRHOPYGA PASEAS |
| 4 PYRRHOPYGA PAPIAS | 6 PYRRHOPYGA PRÆCIA |

HESPERIDÆ.

PYRRHOPYGA. 1.

PYRRHOPYGA PATROBAS. 1.

UPPERSIDE. Female blue-black. Anterior wing with the usual three transparent white spots. The first midway, large and trifid; the second linear, and sometimes scarcely visible; the third (near the apex) divided into four or five by the nervures. A transverse band near the base, two linear spots near the anal angle, and a broken band parallel to the outer margin, all blue. Posterior wing with a band of hair from the base to the anal angle; a narrow transverse band near the middle, and a broad band parallel to it and the outer margin all silvery blue.

UNDERSIDE. Nearly as above.

The male differs only in having the posterior wing narrower, and in being without the middle band of blue on the upperside.

Expan. $2\frac{1}{2}$ in. Hab. New Granada.

In the Collection of W. C. Hewitson.

When the plate was drawn, I believed that this insect was only a variety of Cramer's *P. Vulcanus*. Since then, however, I have preferred to separate it. The female of *P. Vulcanus* does not differ from the male on the upperside. It has the transverse blue band of the anterior wing more oblique and farther from the base than *Patrobas*, and it has the three ray-like bands near the base of the posterior wing. On the underside both species are alike. *P. Vulcanus* has the transverse middle band of the posterior wing as it is seen on both sides of *P. Patrobas*. I have not pointed out the smallness of the middle transparent spot of the anterior wing as of much worth as a distinction, since these spots differ greatly in size in individuals of the same species.

PYRRHOPYGA VULCANUS. 2.

P. Vulcanus. Cramer, *Pl.* 245, *figs.* C. D.

Expan. ♂ $2\frac{3}{10}$ in., ♀ $2\frac{1}{10}$ in. Hab. Brazil.

In the Collections of W. W. Saunders and W. C. Hewitson.

The bands near the base of the wings of this species are incorrectly drawn by Cramer. They are not continuous and common to both wings.

PYRRHOPYGA PIGMALION. 3.

P. Pigmalion. Cramer, *Pl.* 245, *figs.* A. B.

Expan. ♂ $2\frac{3}{10}$ to $2\frac{6}{10}$ in., ♀ $2\frac{1}{10}$ in. Hab. River Amazon.

In the Collections of W. W. Saunders and W. C. Hewitson.

The males of this species differ greatly in size and colour. I have one glossed on both sides with a beautiful green. The variety figured has the transparent spots unusually large; they are sometimes quite narrow.

Cramer having figured females only of *P. Vulcanus* and *Pigmalion*, I have thought it well to repeat the species here, by figuring the males to contrast them with others new and nearly allied to them.

PYRRHOPYGA PAPIAS. 4.

UPPERSIDE. Male blue-black. Anterior wing with the three usual transparent spots, and a fourth spot above the middle one. The base, a transverse band near it, two spots near the inner margin, and a broken line parallel to the outer margin green or blue. Posterior wing, with white hair on the inner margin, a band from near the base to the anal angle, a spot near the middle of the costal margin, and a band parallel to the outer margin, green or blue.

UNDERSIDE. Differs in having the band, which is parallel to the inner margin of the posterior wing, shorter (not reaching to the anal angle), and the middle spot larger.

Expan. 2 in. Hab. River Amazon.

In the Collections of W. W. Saunders and W. C. Hewitson.

PYRRHOPYGA PASEAS. 5.

UPPERSIDE. Male black. Anterior wing, with the three transparent spots, light yellow; the band near the base and some indistinct marks parallel to the outer margin blue. Posterior wing, with a transparent yellow band from the costal margin near the base to the middle; a band near the inner margin, and a broken band parallel to the outer margin, blue.

UNDERSIDE. Differs on the anterior wing in having two spots of light blue at the base; no transverse band near it. On the posterior wing, in having a spot of light blue attached to each end of the transparent band and no band near the inner margin.

The female differs only in having the curious angular margin of the posterior wing more marked.

Expan. 2 in. Hab. Brazil.

In the Collection of W. C. Hewitson.

PYRRHOPYGA PRÆCIA. 6.

UPPERSIDE. Male blue-black. Anterior wing, with the three transparent white spots; the second small, the third composed of four minute dots. A transverse rufous band near the base, a broken band of blue parallel to the outer margin, and a minute line of white near the inner margin. Posterior wing with a tuft of rufous hair at the base, and a longitudinal band of the same colour from the costal margin near the base to beyond the middle; a band of blue parallel to the outer margin.

UNDERSIDE. As above, but without the rufous band near the base of the anterior wing. The rufous band of the posterior wing replaced by a band of light blue or green; the inner margin also blue.

Expan. $2\frac{3}{10}$ in. Hab. River Amazon.

In the Collection of W. C. Hewitson.

HESPERIDÆ.

PYRRHOPYGA II.



W C Hewatson del et lith 1857

Printed by Hullmandel & Walton

7 PYRRHOPYGA PLUTIA

8 11 PYRRHOPYGA PITYUSA

10. PYRRHOPYGA PIERIA

9. PYRRHOPYGA PIONIA

12 PYRRHOPYGA PIALIA

HESPERIDÆ.

PYRRHOPYGA. II.

PYRRHOPYGA PLUTIA. 7.

UPPERSIDE. Male blue-black, with tufts of rufous hair at the base of both wings. Anterior wing with the large central transparent spot only; two spots of blue between it and the inner margin. Posterior wing with a band of blue parallel to the outer margin.

UNDERSIDE. Nearly the same; posterior wing, with the inner margin light blue.

Expan. $2\frac{1}{2}$ in. Hab. River Amazon.

In the Collection of the British Museum.

PYRRHOPYGA PITYUSA. 8, 11.

UPPERSIDE. Male (*fig. 8*) blue-black, with the three transparent spots orange. An oblique transverse rufous band near the base, and an obscure spot of blue near the anal angle. Posterior wing with a band from the base near the inner margin, a short band from the costal margin to the middle of the wing, and two broken lines of blue spots parallel to the outer margin.

UNDERSIDE. As above, except that the anterior wing has an obscure spot of blue instead of the rufous band near the base. The posterior wing a tuft of white hair at the base; no band near the inner margin; the middle band longer and blue, and the inner line of blue spots near the outer margin much more distinct.

Female (*fig. 11*) differs from the male on the anterior wing in having an obscure rufous band from the second transparent spot to the anal angle. On the posterior wing in having the inner line of blue spots replaced by a broad band of orange united on the costal margin with the middle band; the outer blue line by some obscure rufous dots. On the underside, the second and third bands of the posterior wing are not united at the costal margin.

Expan. $2\frac{1}{2}$ in. Hab. New Granada.

In the Collection of W. C. Hewitson.

PYRRHOPYGÆ PIONIA. 9.

UPPERSIDE. Female. Anterior wing green; the nervures and outer margin black, with two crimson spots near the middle. Posterior wing black, with some spots of green near the outer margin.

UNDERSIDE. Anterior wing as above, but lighter, with the lower crimson spot (which is sometimes absent) white. Posterior wing greenish white; the nervures and outer margins black.

The male differs only in size.

Expan. ♂ $1\frac{6}{10}$ in., ♀ $2\frac{3}{10}$ in. Hab. New Granada.

In the Collections of W. W. Saunders and W. C. Hewitson.

PYRRHOPYGÆ PIERIA. 10.

UPPERSIDE. Female black. Anterior wing with six transparent white spots; the first large and trifold; the second and third small; the fourth (near the apex) trifold; the fifth and sixth (which are very small) near the costal margin. The base, a band near it; a line near the inner margin, a spot near it; a row of several spots parallel to the outer margin, and an obscure line from the second to the sixth transparent spots, yellow. Posterior wing orange, with two transverse bands and the outer margin (which is broad) black.

UNDERSIDE. Anterior wing as above, but without the spot near the inner margin, and with a large yellow spot near the anal angle. Posterior wing lighter than above, with a small black spot near the costal margin between the bands, the lower band, and the outer margin, each traversed by a line of grey dots.

Expan. ♂ $1\frac{9}{10}$ in., ♀ $2\frac{1}{2}$ in. Hab. River Amazon.

In the Collections of W. W. Saunders and W. C. Hewitson.

PYRRHOPYGÆ PIALIA. 12.

UPPERSIDE. Male blue-black. Anterior wing, with the three transparent spots and two minute spots near the costal margin, orange-yellow. Several longitudinal rays of green from the base. Posterior wing with tufts of white hair on the inner margin; two longitudinal bands from the base, one from the costal margin, and one of irregular spots parallel to the outer margin, all green. The fringe with large white lunules.

UNDERSIDE. Differs in having a transverse band near the base of the anterior wing instead of the longitudinal rays; the posterior wing without the hair, and the band nearest the inner margin.

Expan. $2\frac{6}{10}$ in. Hab. Brazil.

In the Collection of W. C. Hewitson.

This species scarcely differs in anything, except the colour of the transparent spots, from large males of *P. Pigmalion*.

As everything besides points out this group as one of the most natural of the Diurnal Lepidoptera, I have not followed Mr. Westwood in dividing them merely because the anteunæ differ.

RESPERIDE
PYRRHOPYGA



W. Hewitson del. et lith. J. A. D. 1868

M. & N. Hanhart imp.

- | | |
|------------------------|-------------------------|
| 1 PYRRHOPYGA HADASSA | |
| 2 3 PYRRHOPYGA TELASSA | 5 PYRRHOPYGA ASPITHA |
| 4 PYRRHOPYGA MARTENA | 6 7 8 PYRRHOPYGA KELITA |

HESPERIDÆ.

PYRRHOPYGA.

PYRRHOPYGA HADASSA. 1.

Pyrrhopyga Hadassa, Hewitson. *Trans. Ent. Soc. Third Ser. Vol. II. p. 484.*

UPPERSIDE. Male, black, with the fringe and outer margin of the posterior wing scarlet: the back with two longitudinal bands of crimson hair: the anus crimson.

UNDERSIDE as above, except that the margin of the posterior wing is broader and dentated on its inner border.

Exp. $2\frac{2}{10}$ inch. Hab. Ecuador.

In the Collections of W. W. Saunders and W. C. Hewitson.

PYRRHOPYGA TELASSA. 2, 3.

Pyrrhopyga Telassa, Hewitson. *Trans. Ent. Soc. Third Ser. Vol. II. p. 484.*

UPPERSIDE. Male, black, with the fringe and outer margin of the posterior wing, where it is broad and dentated on its inner border, scarlet. The back with two longitudinal bands of crimson hair: a tuft of crimson hair at the base of the abdomen: the anus scarlet.

UNDERSIDE as above, except that there are two scarlet spots at the base of the posterior wing.

Female like the male, except that it is much larger, paler in colour (showing the nervures), and that the scarlet border of the posterior wing is narrower, not extending beyond the fringe.

Exp. ♂ $2\frac{3}{20}$ ♀ $2\frac{1}{2}$ inch. Hab. Ecuador.

In the Collection of W. C. Hewitson.

PYRRHOPYGA MARTENA. 4.

UPPERSIDE. Male, black, with the fringe and outer margin of the posterior wing, where it is broad and dentated on its inner border, scarlet. The back with

Pyrrhopyga Martena

two longitudinal bands of crimson hair: a tuft of crimson hair at the base of the abdomen: the anus scarlet.

UNDERSIDE as above, except that the scarlet margins are broader (that of the posterior wing much broader, and crossed by black nervures), and that the base of the costal margin, and a spot which forms part of it, are scarlet.

Exp. $2\frac{4}{10}$ inch. Hab. Ecuador.

In the Collection of W. C. Hewitson.

On the upperside this species does not differ from the last.

Some examples have the margin of the posterior wing of irregular breadth, broader in the middle and narrower at each extremity.

PYRRHOPYGA ASPITHA. 5.

Pyrrhopyga Aspitha, Hewitson. *Trans. Ent. Soc. Third Ser. Vol. II. p. 481.*

UPPERSIDE. Male, dark brown. The back, a transverse band near the base of the anterior wing, and a broader band on the posterior wing, of rufous-yellow hair: a triangular trifold band of transparent white at the middle; the outer margin of the posterior wing dentated and fringed with white. The abdomen banded with white.

UNDERSIDE as above, but without the bands of hair.

The female (Fig. 5) differs from the male in being of a darker brown and in having more of the hair, of a darker colour and covering half of the posterior wing, and a minute white spot (sometimes two) on the costal margin near the apex.

Exp. $1\frac{9}{10}$ inch. Hab. Amazon (Para and St. Paulo).

In the Collection of W. C. Hewitson.

Resembles *P. Coritus* of Cramer.

PYRRHOPYGA KELITA. 6, 7, 8.

UPPERSIDE. Male, black, with the fringe orange. Anterior wing with three rays of scarlet from the base to the middle, and a smaller ray outside of these. The back with two longitudinal bands of crimson hair: the anus crimson.

UNDERSIDE, as above, except that the centres of both wings are orange intersected by broad black nervures.


Female brown, with the fringe orange-yellow: the centre of the anterior wing ochreous, irrorated with black: the nervures black. Posterior wing irrorated with yellow near the middle, between the nervures. Underside orange-yellow, except the margins and nervures, which are dark brown.

Exp. $2\frac{5}{10}$ inch. Hab. Bolivia (Apolobamba).

In the Collection of Messrs. Salvin and Godman and of W. C. Hewitson.

HESPERIDÆ.

PYRRHOPYGA II.



W. C. Cresson del et lith Oct 11 1871

M & N Hankard sculp

9. PYRRHOPYGA AHIRA.

10 PYRRHOPYGA ZONARA

13 PYRRHOPYGA ZEREDA

11 PYRRHOPYGA ZIMRA

14 PYRRHOPYGA CRIDA.

12 PYRRHOPYGA EXIMIA.

15 PYRRHOPYGA SPATIOSA

HESPERIDÆ.

PYRRHOPYGA II.

PYRRHOPYGA AHIRA. 9.

Pyrrhopyga Ahira, Hewitson. *Trans. Ent. Soc. 3rd Ser. Vol. II. p. 479.*

UPPERSIDE. Male, black. Anterior wing with two transverse bands of white near the base; a broad trifold band of silver-blue tinted with green, at first longitudinal and parallel to the inner margin, afterwards at a right angle with the same; towards the apex three indistinct spots of the same colour. Posterior wing crossed near the base by a band of white and at the middle by a broad band of pale blue clouded with brown. The body black banded longitudinally with pale blue; the abdomen banded transversely with white.

UNDERSIDE as above, except that the longitudinal portion of the band of the anterior wing is absent.

Exp. $2\frac{3}{10}$ inch. Hab. Amazon. (Para, Bates.)

In the Collection of W. C. Hewitson.

PYRRHOPYGA ZONARA. 10.

Pyrrhopyga Zonara, Hewitson. *Trans. Ent. Soc. 3rd Ser. Vol. II. p. 480.*

UPPERSIDE blue-black. Anterior wing with a central trifold band, a bifid spot beyond it, and a quadrid spot near the apex, all transparent white; a transverse band of white near the base, a band of blue, a linear spot near it, a similar spot beyond the middle, and a linear band parallel to the outer margin, all pale blue. Posterior wing with a band of white parallel to the inner margin, a short band of blue beyond the middle, and two minute spots of the same colour near the anal angle. The body banded longitudinally with pale blue; the abdomen banded transversely with white.

UNDERSIDE as above, except that there are two additional blue spots near the apex of the posterior wing.

Exp. $2\frac{7}{10}$ inch. Hab. Amazon.

In the Collection of W. C. Hewitson.

Very closely allied to *P. Vulcanus*, but of different form, and with two bands only, instead of four, on the posterior wing. The body very large.

PYRRHOPYGA ZIMRA. 11.

UPPERSIDE blue-black. Anterior wing marked by several bands and spots of pale blue, green, and white: crossed at the middle by a quadripartite band, followed by two spots and a subapical quadripartite spot, all transparent white: two bands near the base, two spots below the central band, and a submarginal band of four spots, all pale blue. Posterior wing crossed obliquely by three bands, the first two white, the outer band pale blue-green, divided by the nervures: the fringe spotted with white.

UNDERSIDE as above except that all the bands of the posterior wing are tinted with green, and that there is a spot near the costal margin between the second and third bands.

Exp. $2\frac{1}{10}$ inch.

In the Collection of W. C. Hewitson.

Very nearly allied to *P. Vulcanus* and *P. Azeta*, from both of which it differs in having two isolated transparent spots on the anterior wing.

N N

PYRRHOPYGA EXIMIA. 12.

Pyrrhopyga Eximia, Hewitson. *Trans. Ent. Soc. p.* 167, 1871.

UPPERSIDE. Anterior wing dark green-brown, with a spot in the cell, and an oblique, continuous, transparent and highly polished white band beyond the middle, nearly parallel to the outer margin, extending from the subcostal margin near the apex, to the middle of the submedian nervure, and divided into seven parts by the nervures. Posterior wing pale yellow tinted with orange towards the base: the base, a central transverse band, the nervures, and the inner and outer margins, dark brown.

UNDERSIDE as above, except that there is a subcostal oclureous band on the anterior wing, and that the brown on the outer margin of the posterior wing is much narrower.

Exp. 2 inch. Hab. Venezuela.

In the Collections of W. W. Saunders and W. C. Hewitson.

PYRRHOPYGA ZEREDA. 13.

Pyrrhopyga Zereda, Hewitson. *Trans. Ent. Soc. 3rd Ser. Vol. II. p.* 484.

UPPERSIDE blue-black tinted with green on the anterior wing. Both wings bordered with orange, broad and dentated inwardly on the posterior wing.

UNDERSIDE as above, except that the *femora of all the legs are partly orange*.

Exp. $2\frac{2}{10}$ inch. Hab. Mexico.

In the Collections of W. W. Saunders and W. C. Hewitson.

I believed that *P. Hygieia* of Felder was identical with my *P. Zereda*, until I received a series of his species from Mr. Buckley. *P. Zereda* has the fringe of all the wings orange, *P. Hygieia* of the posterior wing only. *P. Zereda* has all the femora partly orange; *P. Hygieia* is not so decorated.

PYRRHOPYGA CRIDA. 14.

Pyrrhopyga Crida, Hewitson. *Trans. Ent. Soc. p.* 167, 1871.

UPPERSIDE blue-black: the head and anus scarlet. Anterior wing crossed transversely at the middle, from the subcostal nervure to near the anal angle, by a narrow, trifid, transparent, glossy white band.

Exp. $2\frac{3}{10}$ inch. Hab. Nicaragua. (Chontales.)

In the Collections of Thomas Belt and W. C. Hewitson.

PYRRHOPYGA SPATIOSA. 15.

Pyrrhopyga Spatiosa, Hewitson. *Equat. Lep. p.* 69, 1870.

UPPERSIDE. Body covered with rufous hair. Abdomen dark brown belted with grey-white. Wings blue-black. Anterior wing with a triangular rufous spot of hair at the base; crossed by three transparent white spots: the first and largest (a band) at the middle tripartite, the second bipartite, the third subapical (which has near it three minute white spots), tripartite. Posterior wing rufous, with the costal and outer margins broadly black.

UNDERSIDE blue-black. Anterior wing with the three transparent spots as above. Posterior wing with two small scarlet spots near the base.

Exp. 3 inch. Hab. Ecuador. (Buckley.)

In the Collection of W. C. Hewitson.

This, the largest known species, has also been taken in Nicaragua by Mr. Belt. Several species collected by Mr. Buckley in Ecuador, and by Mr. Belt in Nicaragua, are identical.

HESPERIIDAE.

PYRRHOPYGA III.



W. Hewitson, Ed. 1861.

W. J. L. L. L.

16 17 PYRRHOPYGA AMRA

18. PYRRHOPYGA PRAETHYREA

21 PYRRHOPYGA CORTYNA

19. PYRRHOPYGA AEIZA.

22. PYRRHOPYGA PEDALA.

20. PYRRHOPYGA GAZERA

23. PYRRHOPYGA HADORA.

HESPERIDÆ.

PYRRHOPYGA. III.

PYRRHOPYGA AMRA. 16, 17.

UPPERSIDE blue-black with the entire fringe of both wings broadly white: the anus carmine.

UNDERSIDE as above except that it is tinted with green and has the costal and outer margins of the posterior wing rufous-orange: the palpi and sides of the abdomen carmine.

Exp. $2\frac{2}{10}$ inch. Hab. Mexico.

In the Collections of W. W. Saunders and W. C. Hewitson.

Very nearly allied to *P. Acastus* of Cramer, but of a different form.

PYRRHOPYGA ARÆTHYREA. 18.

Pyrrhopyga Aræthya, Hewitson. *Equatorial Lepid.* p. 70, 1870.

UPPERSIDE blue-black. The forehead, palpi, and anus carmine: the fringe except at the apex of the anterior wing, white. Posterior wing with the outer margin broadly lilac-white divided by the nervures into pyramidal spots.

UNDERSIDE as above except that the anterior wing is slightly irrorated with white near the middle of the outer margin: that the posterior wing has the base violet-blue, the outer half lilac-white intersected by the nervures which are black.

Exp. 2 inch. Hab. Ecuador. (Buckley.)

In the Collection of W. C. Hewitson; much like *P. Aziza* on the upperside. On the underside, whilst this species has the outer half of the posterior wing white, *Aziza* is white at the base.

PYRRHOPYGA AZIZA. 19.

Pyrrhopyga Aziza, Hewitson. *Trans. Ent. Soc. 3rd Series, Vol. II.* p. 483.

UPPERSIDE blue-black with the fringe of both wings (except at the apex of the anterior wing) white: the head, palpi, and anus scarlet. Posterior wing with the outer margin broadly bordered with pale blue divided by the nervures.

UNDERSIDE black. Posterior wing white, with the base and the outer margin which is broad black.

Exp. $1\frac{9}{20}$ inch. Hab. New Granada.

In the Collection of W. C. Hewitson.

PYRRHOPYGA GAZERA. 20.

Pyrrhopyga Gazera, Hewitson. *Trans. Ent. Soc. 3rd Series, Vol. II.* p. 482.

UPPERSIDE blue-black with the fringe of both wings white: the head, palpi, and anus scarlet. Anterior wing green below the costal margin. Posterior wing

with the outer margin broadly blue-green divided by the nervures into pyramidal spots.

UNDERSIDE blue-black with a tuft of black hair near the base of each wing.

Exp. $1\frac{8}{10}$ inch. Hab. Amazon. (St. Paulo, Bates.)

In the Collection of W. C. Hewitson.

PYRRHOPYGA GORTYNA. 21.

Pyrrhopyga Gortyna, Hewitson. *Trans. Ent. Soc. 3rd Series, Vol. II. p. 483.*

UPPERSIDE black tinted with blue on the posterior wing: the head, palpi, and anus scarlet. Posterior wing with a large green-white spot near the apex: the anal angle brick-red.

UNDERSIDE as above except that the posterior wing is without the subapical spot but has the basal half white.

Exp. $1\frac{9}{10}$ inch. Hab. Amazon. (Ega, Bates.)

In the Collection of W. C. Hewitson.

PYRRHOPYGA PEDAIA. 22.

Pyrrhopyga Pedaia, Hewitson. *Trans. Ent. Soc. 3rd Series, Vol. II. p. 481.*

UPPERSIDE blue-black. The forehead, the palpi, and anus scarlet. Anterior wing crossed before the middle by a broad transparent tripartite white band. Posterior wing with the fringe white.

UNDERSIDE as above except that the *palpi and centre of the breast are scarlet.*

Exp. $2\frac{3}{10}$ inch. Hab. Amazon. (Ega, Bates.)

In the Collection of W. C. Hewitson.

PYRRHOPYGA HADORA. 23.

Pyrrhopyga Hadora, Hewitson. *Trans. Ent. Soc. 3rd Series, Vol. II. p. 482.*

UPPERSIDE blue-black tinted with green: the neck scarlet, the abdomen belted with grey-brown. Anterior wing crossed before the middle by a triangular tripartite transparent white band. Posterior wing with the fringe white.

UNDERSIDE as above, except that the *palpi and breast are white.*


Exp. $2\frac{9}{10}$ inch. Hab. Amazon. (Para and Ega, Bates.)

In the Collection of W. C. Hewitson.

A variety of this species in my collection has on the outer margin of the posterior wing three distinct lunular sinuses.

HESPERIDÆ.

PYRRHOPYGA. IV



W. J. Hewatson del et lith April 1873

M & N Hanhart imp

24. 25. PYRRHOPYGA SANTHILARIUS.
26 27. PYRRHOPYGA EPIMACHIA.

28. 29. PYRRHOPYGA AMYSTIS.
30 31. PYRRHOPYGA PHORONIS.

HESPERIDÆ.

PYRRHOPYGA. IV.

PYRRHOPYGA SANTHILARIUS. 24, 25.

Hesperia Santhilarius. Latreille. Encl. Method. IX., p. 737. Tamyris Pardalina Felder Reise Novara Lep., pl. 70, f. 5, 6, p. 507.

UPPERSIDE rufous-brown dark at the outer margins. Anterior wing with a large central trifold transparent spot: three subapical spots and three small spots between these and the central spot also transparent. Posterior wing with a central band of dark brown spots.

UNDERSIDE dark brown. Anterior wing as above, except that it has an ochreous band near the base and a band of lilac-white beyond the middle parallel to the outer margin. Posterior wing with the basal half pale yellow crossed obliquely by a band of black, the central band of the upperside blue-black bordered outwardly with lilac-white.

Exp. $2\frac{1}{10}$ inch. Hab. Brazil.

In the Collection of W. C. Hewitson.

PYRRHOPYGA EPIMACHIA. 26, 27.

Herrich. Schüller. Prodromus Syst., Lep. III., p. 59.

UPPERSIDE rufous. Anterior wing with several pale yellow transparent spots: one large and trifold near the centre, a second beyond this bifid, the three usual spots near the apex, and two very minute spots between these and the last described, all bordered with black. Posterior wing with a short band near the base and costal margin; a central band and the outer margin black.

UNDERSIDE. Anterior wing with the spots as above: the base and a spot on the costal margin ochreous: a band of paler colour beyond the middle, and parallel to the outer margin. Posterior wing orange yellow, crossed by three bands of black, the outer margin broadly brown.

Exp. $2\frac{1}{10}$ inch. Hab. Ecuador. (Buckley.)

In the Collection of W. C. Hewitson.

PYRRHOPYGA AMYSTIS. 28, 29.

Pyrrhopyga Amystis. Hewitson. *Descriptions of Hesperidæ*, p. 1.

UPPERSIDE orange-rufous. Anterior wing with five transparent spots bordered with black: one near the middle trifold, one outside of this bifid, two small spots between the last and the spot near the apex which is bifid: two black spots at the base of the costal margin: the outer margin brown. Posterior wing dentated: an indistinct transparent spot before the middle: crossed at the middle by an indistinct band of brown, and beyond it by a broken band of black: the outer margin black.

UNDERSIDE as above, except that it is orange-yellow and that the posterior wing has a brown spot near the base.

Exp. $1\frac{7}{16}$ inch. Hab. New Granada.

In the Collection of W. C. Hewitson.

PYRRHOPYGA PHORONIS. 30, 31.

Pyrrhopyga Phoronis. Hewitson. *Descriptions of Hesperidæ*, p. 1.


UPPERSIDE rufous. Anterior wing with three transparent spots bordered with black: one near the middle large and trifold, one outside of this bifid, and one near the apex trifold. Posterior wing dentated: a transparent spot before the middle: crossed beyond it by two bands of black, the outer band broken into three spots.

UNDERSIDE rufous. Both wings with the basal half yellow bordered outwardly with black and crossed on the posterior wing by two bands of black and outside of these by a black band as above.

Exp. 2 inch. Hab. New Granada.

In the Collection of W. C. Hewitson.

HESTERIDAE,
PYRRHOPYGA V & ERYCIDES



W.C. Hewitson del Nov^r 12th 1874

M & N. Hannant imp

See also 1875

32 35 ERYCIDES OREADES
33 34 ERYCIDES CHARONOTIS
36 PYRRHOPYGA PERIPHEMA

37 PYRRHOPYGA RHACIA
38 PYRRHOPYGA COSSINGA
39 PYRRHOPYGA PHYLLEIA

HESPERIDÆ.

PYRRHOPYGA AND ERYCIDES.

ERYCIDES OREIDES. 32, 35.

UPPERSIDE. Male blue-black. Anterior wing with radial spots from the base part green, part orange; crossed at the middle by a trifid band, a bifid spot beyond this, a bifid spot and two minute spots near the apex, all semi-transparent orange-yellow; irrorated with green near the outer margin, forming spots towards the anal angle. Posterior wing with a band from the base to the middle of the wing, a band near the inner margin and a short band from the middle of the costal margin, all orange; a sub-marginal series of seven green spots. The fringe alternately black and white.

UNDERSIDE as above, except that all the bands and spots of the posterior wing and body are of a green-white.

Exp. $2\frac{1}{2}$ inch. Hab. Peru. (Staudinger.)

In the Collection of W. C. Hewitson.

This species is very close to *E. Pidalia*, from which it differs in the colour of the dorsal bands, as well as those from the base of the posterior wing on the upperside.

ERICIDES CHARONOTIS. 33, 34.

Ericides Charonotis, Hewitson, *Bolivian Butterflies*, page 24.

UPPERSIDE blue-black. Anterior wing with four radial spots from the base, one spot near the inner margin, one near the costal margin beyond its middle and a series of six spots near the outer margin, all irrorated with green; a trifid band at the middle, a bifid spot beyond this, a bifid spot and two minute spots near the apex, all pale yellow, transparent. Posterior wing with a band from the base to the middle of the wing, a band near the inner margin, a short band from the middle of the costal margin and a series of eight spots parallel to the outer margin, all orange-yellow; the outer margin spotted with white, the thorax with a longitudinal band of yellow on each side, the abdomen with a series of spots of the same colour.

UNDERSIDE as above, except that the sub-marginal green spots of the anterior wing are orange. Underside of the body black, not adorned as above.

Exp. $2\frac{1}{6}$ inch. Hab. Bolivia. (Buckley.)

In the Collection of W. C. Hewitson.

PYRRHOPYGA PERIPHEMA. 36.

UPPERSIDE blue-black. Anterior wing crossed near the base by an irrorated rufous band, at the middle by a trifid band, marked beyond it by a bifid spot, and near the apex by a quadrifid band, all semi-transparent orange-yellow; two spots towards the anal angle irrorated with green. Posterior wing with a band from the base, a band from the costal margin before its middle and a band of nine spots

parallel to the outer margin, all orange, a sub-marginal series of ochreous spots, the fringe marked with lunular white spots.

UNDERSIDE of the wings and body as above.

Exp. $2\frac{11}{10}$. Hab. Bolivia. (Buckley.)

In the Collection of W. C. Hewitson.

Very nearly allied to *P. Sela*, which has all the bands on the underside of the posterior wing pale blue.

PYRRHOPYGA RHACIA. 37.

UPPERSIDE. Male blue-black, with the fringe white, narrow on the anterior wing, the front of the thorax broadly carmine.

UNDERSIDE as above, except that the posterior wing is tinted with green. The palpi are white, and the breast marked by two longitudinal bands of white and adorned with tufts of carmine hair.

Exp. $2\frac{7}{10}$ inch. Hab. Minas Geraes. (Rogers.)

In the Collection of Henley G. Smith.

PYRRHOPYGA PHYLLEIA. 38.

Pyrrhopyga Phylleia, Hewitson, *Bolivian Butterflies*, page 20.

UPPERSIDE dark brown, with the outer margins (broadest on the posterior wing) orange, the palpi, head, neck, and anus carmine.

UNDERSIDE as above.

Exp. $2\frac{3}{10}$ inches. Hab. Bolivia. (Buckley.)

Does not differ from *P. Hadassa* except that it has no dorsal carmine bands.

PYRRHOPYGA COSINGA. 39.

Pyrrhopyga Cosinga, Hewitson, *Bolivian Butterflies*, page 20.


UPPERSIDE dark green, with the fringe pale yellow. Both wings crossed beyond the middle by a series of rufous-orange spots. Anterior wing with a longitudinal spot within the cell, a similar spot between the median nervules and three spots between it and the inner margin, all rufous-orange. Posterior wing with a rufous-orange spot within the cell and two small spots of the same colour between it and the inner margin: the palpi, head, thorax, and anus carmine.

UNDERSIDE as above, except that the spots and bands are larger and broader.

Exp. $2\frac{11}{10}$ inches. Hab. Bolivia. (Buckley.)

In the Collection of W. C. Hewitson.

ISMENE



W. H. Hewitt, del et lith Jan 11 1861

M. S. N. Hancock imp

- | | | |
|---|--------------|--------------------|
| 1 | 2 | ISMENE PANSA |
| 3 | ISMENE MYRA | 5 ISMENE SAILA |
| 4 | ISMENE CHUZA | 6 7 ISMENE STRIATA |

HESPERIDÆ.

ISMENE.

ISMENE PANSA. 1, 2.

UPPERSIDE. Male, dark brown, with blue hair at the base of both wings.

UNDERSIDE rufous-brown. Posterior wing with a band of white from the costal margin, where it is broad, to the middle, where it is narrow and surrounds a spot of black; a small white spot near the anal angle; the fringe at the anal angle orange-yellow; the abdomen below marked by three parallel rows of spots, the middle row covered with orange hair.

Expan. $2\frac{1}{2}$ inches. Hab. Madagascar.

In the Collections of W. W. Saunders and W. C. Hewitson.

ISMENE MYRA. 3.

UPPERSIDE rufous-brown, the anal angle of the posterior wing broadly orange-yellow.

UNDERSIDE as above, except that there is a pale rufous spot at the apex of the anterior wing and that the orange-yellow of the anal angle is more extensive and more distinctly defined.

Expan. $2\frac{1}{10}$ inch. Hab. Java.

In the Collection of W. C. Hewitson, from A. R. Wallace.

ISMENE CHUZA. 4.

UPPERSIDE. Male, dark brown, with a spot of yellow near the base of the costal margin, a large trifold pale yellow transparent spot at the middle and a small quadrid white spot near the apex. Posterior wing crossed by a central band of yellow parallel to the outer margin; the fringe yellow.

UNDERSIDE as above, except that the anterior wing has, beyond the middle, a short pale rufous band, and that the posterior wing is rufous, except at the anal angle, which is black.

Expan. 2 inch. Hab. Sarawak.

In the Collection of W. C. Hewitson, from A. R. Wallace.

From 1882

ISMENE SAIDA. 5.

UPPERSIDE. Male, dark brown. Anterior wing with a spot (broader than in the last species) near the base and costal margin, and a band at the middle, both yellow; a quadrafid white spot before the apex. Posterior wing with the basal half, the outer margin and fringe, orange yellow.

UNDERSIDE rufous, except the outer half of the anterior wing, which is dark brown and has the subapical white spot as above. Both wings crossed by a broad common band of yellow; the outer margin of the posterior wing broadly yellow.

Female (fig. 5) like the male, except that the yellow spot near the base is near the inner margin; the central spot distinctly trifold and transparent.

Expan. $2\frac{1}{10}$ inch. Hab. Philippine Islands.

In the Collections of W. W. Saunders and W. C. Hewitson.

This and the last described species are very nearly allied, but have this singular difference,—that whilst the male of *I. Chuza* has the central spot of the anterior wing transparent, the male of *I. Saida* has the same spot opaque, its female having the spot transparent.

ISMENE STRIATA. 6, 7.

UPPERSIDE. Male. Anterior wing dark brown, with the base and spaces between the subcostal nervules rufous; the median and submedian nervures black at their bases. Posterior wing rufous, with the outer margin dark brown.

UNDERSIDE green, closely striated longitudinally with dark brown. Anterior wing dark brown below the cell; the inner margin rufous, the fringe white. Posterior wing with the fringe orange, broadest at the anal angle; the abdomen below orange, banded with black.

Expan. $2\frac{4}{10}$ inch. Hab. China.

In the Collection of W. C. Hewitson.

HEPERIDAE

ISMENE II



V. Rev. con de. L. ...

M. H. Hanhart, imp.

8.9 ISMENE VAGUTANA
10 11 ISMENE ILUSKA.

12 13 ISMENE JAINA
14 15 ISMENE ITELKA

H E S P E R I D Æ.

ISMENE. II.

ISMENE VASUTANA. 8, 9.

Ismene Vasutana Moore, *Proc. Zool. Soc.*, p. 782, 1865.

UPPERSIDE. Male, rufous-brown, darker towards the outer margins. Posterior wing with the fringe, which is broadest at the anal angle, orange.

UNDERSIDE green. Anterior wing with the inner margin rufous. Posterior wing with the nervures and striæ between them brown.

Female like the male, except that it is of a much darker brown, with the base of both wings grey-blue, that the anterior wing is marked by two central white spots, and the fringe of the posterior wing is tinted with carmine at the anal angle.

Exp. $2\frac{2}{10}$ inch. Hab. Darjeeling.

In the Collection of F. Moore.

I have not figured the underside of this species, although it is remarkable, because it does not differ from *I. Striata* of fig. 7. I am indebted to Mr. Moore for the opportunity of figuring it.

ISMENE ILUSKA. 10, 11.

UPPERSIDE. Male, rufous. Anterior wing with a large square black spot near the middle of the inner margin. Posterior wing with the fringe carmine.

UNDERSIDE pale grey-brown clouded with darker colour.

Exp. $1\frac{7}{10}$ inch. Hab. Macassar.

In the Collection of W. C. Hewitson, from A. R. Wallace.

Fig. 8, 9, 10, 11

ISMENE JAINA. 12, 13.

Ismene Jaina Moore, *Proc. Zool. Soc.*, p. 782, 1865.

UPPERSIDE. Female, dark rufous-brown, with a ray of carmine from the base. Posterior wing clothed with grey hair at the base; the fringe carmine.

UNDERSIDE. Anterior wing dark brown, with a spot in the cell, and a band of five or six spots beyond the end of the cell, white; the inner margin rufous-white. Posterior wing rufous-brown, with a black spot at the base, and a pale rufous central spot, the nervures and striæ between them, and the inner margin rufous-orange.

Male like the female, except that it has a discal black spot on the upperside of the anterior wing, and that the underside of the posterior wing is not so bright in colour.

Exp. $2\frac{4}{10}$ inch. Hab. Darjeeling.

In the Collections of W. W. Saunders and W. C. Hewitson.

ISMENE ETELKA. 14, 15.

UPPERSIDE. Female, rufous-brown. Anterior wing with a ray of scarlet from the base. Posterior wing with the fringe, which is not so broad as in the last species, scarlet.

UNDERSIDE. Anterior wing rufous-brown, with the base, the cell, and some rays beyond it between the nervures, rufous-orange, the inner margin pale yellow. Posterior wing with a black spot at the base bordered with rufous-orange; brown, from the costal margin to the middle, irrorated with rufous-orange; four central spots and the rest of the wing rufous-orange.

Exp. $2\frac{7}{10}$ inch. Hab. Sarawak.

In the Collection of W. C. Hewitson, from A. R. Wallace.

HESPERIDE.

EUDAMUS



W.C. Hewitson del et lith

M&N Hanhart imp

Eudamus 7.

—1 EUDAMUS PHERENICE

—2.3. EUDAMUS BRYAXIS

4. EUDAMUS ZELOTES

5 6 EUDAMUS EOUS

7 8 EUDAMUS PHOENICE.

HESPERIDÆ.

EUDAMUS.

EUDAMUS PHERENICE. 1.

Eudamus Pherenice. Hewitson. *Descriptions of Hesperidæ*, p. 15.

UPPERSIDE. Female. Anterior wing dark brown with eleven transparent spots: four in a broken band at the middle, one outside of these and two small ones before the apical spots which are four and of unequal size. Posterior wing angular, rufous, covered with hair, crossed by two dark brown bands.

UNDERSIDE. Anterior wing as above, except that it is irrorated with lilac scales near the outer margin. Posterior wing with the bands as above, the basal half ochreous, the outer margin broadly brown.

Male. Like the female except that it has one large central transparent quadrifid spot, that it has no spot on the costal margin, and that the spot which in the female is outside of the central band is in the male incorporated with it.

Exp. $2\frac{7}{10}$ inch. Hab. Brazil.

In the Collection of W. C. Hewitson.

A beautiful species, with a general resemblance to *Pyrhopyga Santhilarius*.

EUDAMUS BRYAXIS. 2, 3.

Eudamus Bryaxis. Hewitson. *Desc. of Hesperidæ*, p. 11.

UPPERSIDE dark brown: the base of the anterior wing and nearly the whole of the posterior wing covered with ochreous hair. Anterior wing with nine transparent white spots: four (the first bifid) forming a central band, one outside of these and four before the apex. Posterior wing slightly lobed, dentate, the indentations white.

UNDERSIDE brown. Anterior wing as above, except that it has a rufous spot below the apical white spots and a submarginal row of spots of the same colour. Posterior wing with two spots near the base and two transverse irregular bands of dark brown: a submarginal band of brown spots broadly bordered with white.

Exp. $2\frac{2}{10}$ inch. Hab. Guatemala.

In the Collection of W. C. Hewitson.

This bears a considerable resemblance to a tailed species (*E. Alcaus*) from the same country.

EUDAMUS EOUS. 5, 6.

Eudamus Eous. Hewitson. *Desc. of Hesperidæ*, p. 20.

UPPERSIDE dark brown. Anterior wing with seven transparent spots: two at the middle, two outside of these and three before the apex: a spot of white near

the inner margin. Posterior wing with two white spots: one before the middle, the other towards the anal angle.

UNDERSIDE rufous-brown. Anterior wing as above, except that the base of the costal margin is orange and that there is a pale spot near the inner margin. Posterior wing with a broad central transverse band, a linear band on the inner margin and a spot towards the anal angle white: the anal angle and lobe dark brown.

Exp. $1\frac{1}{2}$ inch. Hab. Amazon. (Pará, Bates.)

In the Collection of W. C. Hewitson.

EUDAMUS ZELOTES. 4.

UPPERSIDE. Anterior wing dark brown with nine transparent spots: three at the middle the lowest linear, one beyond these and five near the apex: the base and an oblique band beyond the middle, grey. Posterior wing pale yellow: the base, the apex and a spot beyond the middle towards the anal angle rufous, two dark brown spots on the outer margin covered with pale yellow hair.

UNDERSIDE as above except that the outer margin of the posterior wing has a continuous dark brown band.

Exp. $1\frac{2}{10}$ inch. Hab. Amazon. (St. Paulo, Bates.)

In the Collection of W. C. Hewitson.

EUDAMUS PHÆNICE. 7, 8.

Eudamus Phænice. Hewitson. *Descriptions of Hesperidæ*, p. 19.

UPPERSIDE dark rufous-brown. Anterior wing with seven transparent pale yellow spots: two at the middle, two outside of these and three before the apex: a pale yellow spot near the middle of the inner margin. Posterior wing crossed by two bands, each of three pale yellow spots.

UNDERSIDE rufous-brown tinted with lilac. Anterior wing with the transparent spots as above and a band of orange from the base to the middle of the costal margin. Posterior wing with the base orange, succeeded by a broad transverse band of silvery white.

Exp. $1\frac{9}{10}$ inch. Hab. Amazon. (Ega, Bates.)

In the Collection of W. C. Hewitson.

EUDAMUS

EUDAMUS



W. C. Heslop-Hartley, Jan. 1891

M & N Hanhart rep.

9 EUDAMUS ALCAEUS

- | | |
|----------------------|--------------------------|
| 10 EUDAMUS AMISUS | 11 EUDAMUS DIRIADES |
| 12 EUDAMUS AZIRIS | 13 EUDAMUS AUGINUS |
| 14 EUDAMUS AMINIAS | 15 EUDAMUS ALBOFASCIATUS |
| 16 EUDAMUS UNPULATUS | 17 EUDAMUS ATHESES. |

HESPERIDÆ.

EUDAMUS. II.

EUDAMUS ALCÆUS. 9.

Eudamus Alcæus, Hewitson, Descriptions of Hesperidæ, page 3, 1867.

UPPERSIDE dark brown, covered near the base with ochreous hair: the fringe black and white alternately. Anterior wing with ten pale yellow transparent spots: four in a band at the centre, one outside of these, one oblique and linear, and four near the apex. Posterior wing with a long tail.

UNDERSIDE lilac-grey clouded on the anterior wing with brown. Anterior wing with the spots as above. Posterior wing with nine black spots: two near the base, three in a central band, and four beyond the middle three of which are small and placed in the form of a triangle and followed by a broad band of white.

Exp. $2\frac{2}{10}$ inch. Hab. Nicaragua.

In the Collection of W. C. Hewitson.

EUDAMUS AMISUS. 10.

Eudamus Amisus, Hewitson, Descriptions of Hesperidæ, page 5, 1867.

UPPERSIDE rufous-brown. Anterior wing with eight or nine pale yellow transparent spots: three or four forming a central band, two (one minute) outside of these, and three near the apex. Posterior wing tailed.

UNDERSIDE. Anterior wing as above. Posterior wing lilac-brown with a round black spot near the base: crossed by two broken bands of dark brown and a submarginal band of brown.

Exp. $1\frac{7}{10}$ inch.

In the Collection of W. C. Hewitson.

EUDAMUS OTRIADES. 11.

Eudamus Otriades, Hewitson, Descriptions of Hesperidæ, page 6, 1867.

UPPERSIDE dark spotless brown, paler at the outer margins.

UNDERSIDE as above, except that there are two small white spots near the anal angle.

Exp. $1\frac{8}{10}$ inch. Hab. Amazon.

In the Collection of W. C. Hewitson.

EUDAMUS AZIRIS. 12.

Eudamus Aziris, Hewitson, Descriptions of Hesperidæ, page 7, 1867.

UPPERSIDE rufous-brown: the fringe alternately black and white. Anterior wing with nine transparent spots placed in circular form: four in a central band, two outside of these, and three near the apex. Posterior wing with the anal angle protruded.

UNDERSIDE variegated with rufous-brown, grey, and black. Anterior wing with the base rufous: the central band broader than above: the outer margin black. Posterior wing with a spot at the base, a band near the middle, two large spots near the inner margin (the lowest bordered with white) and the anal lobe black.

Exp. $1\frac{1}{2}$ inch. Hab. Rio de Janeiro.

In the Collection of W. C. Hewitson.

EUDAMUS AUGINUS. 13.

Eudamus Auginus, Hewitson, Descriptions of Hesperidæ, page 6, 1867.

UPPERSIDE dark brown, the body green. Anterior wing with six transparent white spots: three in the centre, and three near the apex. Posterior wing with a broad dark brown tail.

UNDERSIDE as above, except that the posterior wing is glossed with green near the base, and has a linear pale yellow spot near the base of the tail.

Exp. $1\frac{6}{10}$ inch. Hab. Amazon.

In the Collection of W. C. Hewitson.

EUDAMUS AMINIAS. 14.

Eudamus Aminias, Hewitson, Descriptions of Hesperidæ, page 4, 1867.

UPPERSIDE dark brown: the fringe black and white alternately. Anterior wing with ten pale yellow transparent spots: four in a central band, two (one minute) outside of these, and four near the apex. Posterior wing with a long tail.

UNDERSIDE rufous-brown. Anterior wing as above, except that it is clouded with darker brown. Posterior wing with two dark brown spots at the base: crossed by two irregular broken bands of dark brown, followed by a small brown spot bordered above with pale yellow: a broad submarginal band of dark brown.

Exp. $1\frac{8}{10}$ inch. Hab. Minas Geraes.

In the Collection of W. C. Hewitson.

EUDAMUS ALBOFASCIATUS. 15.

Eudamus Albofasciatus, Hewitson, Descriptions of Hesperidæ, page 3, 1867.

UPPERSIDE rufous-brown. Anterior wing with eight transparent spots: four forming a central band (the lowest spot very minute), one outside of these, and three near the apex. Posterior wing with a very long tail.

UNDERSIDE. Anterior wing as above, except that it is grey near the apex and marked by a triangular dark brown spot. Posterior wing dark brown, crossed obliquely by a central band of white: a submarginal band of grey.

Exp. 2 inch. Hab. Guatemala (Poloche Valley).

In the Collection of W. C. Hewitson, kindly presented by Mr. Salvin.

EUDAMUS UNDULATUS. 16.

Eudamus Undulatus, Hewitson, Descriptions of Hesperidæ, page 4, 1867.

UPPERSIDE rufous-brown: the fringe pale yellow: on the anterior wing brown and white alternately, on the posterior wing broader and spotted with brown. Anterior wing with ten transparent pale yellow spots: four (the first minute) forming a central band, two outside of these (one minute), and four near the apex. Posterior wing with long broad tails.

UNDERSIDE. Anterior wing as above, except that it is paler and grey near the apex marked by a large dark brown spot. Posterior wing pale grey-brown, undulated throughout with brown and clouded, except near the outer margin, with large undefined brown spots.

Exp. $1\frac{9}{10}$ inch.

In the Collection of W. C. Hewitson.

EUDAMUS ATHEISIS. 17.

Eudamus Athesis, Hewitson, Descriptions of Hesperidæ, page 8, 1867.

UPPERSIDE dark brown. Anterior wing with nine indistinct transparent spots: four (the first bifid) in a narrow central band, one outside of these, and four near the apex. Posterior wing with a short broad tail.

UNDERSIDE rufous-brown: the apical half of the anterior wing and the whole of the posterior wing irrorated throughout with yellow. Anterior wing dark brown outside the band: a spot near the apex and a submarginal band of small spots, brown. Posterior wing with a spot at the base, two transverse bands, and a submarginal band all brown.

Exp. $1\frac{8}{10}$ inch. Hab. Venezuela.

In the Collection of W. C. Hewitson.

PLATE III

EUDAMUS III



v. H. 1875

7. 1875

M. 1875

16 EUDAMUS ANTHEUS

- | | |
|---------------------|--------------------|
| 19 EUDAMUS NAXOS | 20 EUDAMUS AURONCE |
| 21 EUDAMUS ELAITES | 22 EUDAMUS ENISPE |
| 23 EUDAMUS BARISSES | 24 EUDAMUS ASANDER |
| 25 EUDAMUS AZINES | 26 EUDAMUS PAUSIAS |

HESPERIDÆ.

EUDAMUS. III.

EUDAMUS ANTÆUS. 18.

Eudamus Antæus, Hewitson, *Descriptions of Hesperidæ*, page 8, 1867.

UPPERSIDE dark rufous-brown, thickly covered with ochreous hair near the body. Anterior wing with eight transparent orange-yellow spots: four (three of which are large) in a central band, one outside of these, and three near the apex. Posterior wing with a broad lobe at the anal angle.

UNDERSIDE dark rufous-brown. Anterior wing as above, except that there is a broad submarginal band of lilac-grey. Posterior wing with a minute white spot near the base: crossed at the middle by a silvery band of white: irrorated with grey near the outer margin.

Exp. $2\frac{3}{10}$ inch.

In the Collection of W. C. Hewitson.

EUDAMUS NAXOS. 19.

Eudamus Naxos, Hewitson, *Descriptions of Hesperidæ*, page 10; 1867.

UPPERSIDE dark brown with the base of both wings glossy blue. Anterior wing with eight transparent white spots: five forming a central narrow band (one minute and outside the others) and three near the apex.

UNDERSIDE rufous-brown. Anterior wing with the central band broader: the apex rufous. Posterior wing with a pale yellow central spot followed by eight pale rufous spots.

Exp. $2\frac{2}{10}$ inch. Hab. Brazil.

In the Collection of W. C. Hewitson.

EUDAMUS AURUNCE. 20.

Eudamus Aurunce, Hewitson, *Descriptions of Hesperidæ*, page 9, 1867.

UPPERSIDE dark brown tinted with green near the base. Anterior wing with nine transparent spots: four (the first bifid) in a central band, one outside of these, and four near the apex. Posterior wing lobed.

UNDERSIDE rufous-brown. Posterior wing crossed by a central band of white: the inner margin near the anal angle yellow.

Exp. 2 inch. Hab. Amazon.

In the Collection of W. C. Hewitson.

EUDAMUS ELAITES. 21.

Eudamus Elaites, Hewitson, *Descriptions of Hesperidæ*, page 12, 1867.

UPPERSIDE dark brown. Anterior wing with ten transparent white spots: four forming a central band, two outside of these, and four near the apex. Posterior wing slightly lobed.

UNDERSIDE rufous: the base of both wings ochreous: the fringe broad, pale and dark brown alternately. Anterior wing with the central band broader: the outer half clouded with dark brown. Posterior wing with a black spot near the base; crossed by two broad irregular bands of dark rufous-brown followed by a third band of indistinct rufous spots.

Exp. $1\frac{5}{10}$ inch. Hab. Minas Geraes.

In the Collection of W. C. Hewitson.

EUDAMUS ENISPE. 22.

Eudamus Enispe, Hewitson, *Descriptions of Hesperidæ*, page 11, 1867.

UPPERSIDE rufous-brown. Anterior wing with seven pale yellow spots: four forming a central band, one outside of these, and two (very minute) near the apex. Posterior wing slightly lobed.

UNDERSIDE rufous. The apical half of the anterior wing and the whole of the posterior wing irrorated with grey. Both wings crossed near the middle by two lines of rufous-brown. Posterior wing crossed by a third line nearer the base.

Exp. 2 inch. Hab. South America.
In the Collection of W. C. Hewitson.

EUDAMUS BARISSES. 23.

Eudamus Barisses, Hewitson, Bolivian Butterflies, page 22.

UPPERSIDE rufous-brown: the fringe brown and white alternately. Anterior wing with a broad quadripartite band at the middle, a spot beyond this, and three spots near the apex, transparent, yellow.

UNDERSIDE. Anterior wing as above, except that there is a line of white between the single transparent spot and the spots near the apex, and a band of grey near the outer margin. Posterior wing dark brown, with the centre rufous: crossed before the middle by a broken band of silver, and beyond the middle by a narrow zigzag band of white, broader and silvery near the anal angle: a submarginal band of grey.

Exp. $2\frac{3}{10}$ inches. Hab. Bolivia. (Buckley.)
In the Collection of W. C. Hewitson.

EUDAMUS ASANDER. 24.

Eudamus Asander, Hewitson, Descriptions of Hesperidæ, page 9, 1867.

UPPERSIDE dark brown thickly covered near the base with ochreous hair. Anterior wing with eight transparent pale yellow spots: four of equal size in an oblique central band, one outside of these, and three minute (two together and one far apart) near the apex. Posterior wing lobed.

UNDERSIDE. Anterior wing as above except that the outer margin is broadly grey. Posterior wing crossed by a central broad band of white marked by a small brown spot and dentated outwardly, where it is bordered with grey which extends to the outer margin.

Exp. $2\frac{3}{10}$ inch. Hab. Amazon. (Ega Bates.)
In the Collection of W. C. Hewitson.

Varies considerably, some examples having the central white band on the underside of the posterior wing narrow, nearly resembling *E. Aurunce*.

EUDAMUS AZINES. 25.

Eudamus Azines, Hewitson, Descriptions of Hesperidæ, page 18, 1867.

UPPERSIDE rufous-brown. Anterior wing with six transparent spots: two, which are large, in the centre. Posterior wing with a brown spot before the middle and below it a band of spots of the same colour.

UNDERSIDE as above, except that the basal half of the posterior wing is yellow.
Exp. $1\frac{9}{10}$ inch. Hab. Amazon.
In the Collection of W. C. Hewitson.


EUDAMUS PAUSIAS. 26.

Eudamus Pausias, Hewitson, Descriptions of Hesperidæ, page 17, 1867.

UPPERSIDE rufous, darker towards the outer margin of the anterior wing. Posterior wing with two small brown very indistinct spots below the middle.

UNDERSIDE as above.
Exp. $1\frac{1}{2}$ inch. Hab. Amazon.
In the Collection of W. C. Hewitson.

HESPERIDÆ.



W. C. Hewitson. del et lith. Dec 22nd 1873

M & N. Hanhart imp

- | | |
|--------------------------|---------------------|
| 1 CHAETOCNEME CALLIXENUS | |
| 2 3 NETROCORYNE BEATA | 5 CAECINA CALATHANA |
| 4 NETROCORYNE DENITZA | 6 CAECINA COMPUSA |

HESPERIDÆ.

CHÆTOCNEME CALLIXENUS. 1.

Chætocneme Callixenus. Hewitson. *Desc. of Hesperidæ*, p. 21.

UPPERSIDE dark brown. Anterior wing crossed from the costal margin to the outer margin by a broad band of orange.

UNDERSIDE as above.

Exp. $2\frac{3}{10}$ inch. Hab. Dorey. (Wallace.)

In the Collection of W. C. Hewitson.

NETROCORYNE BEATA. 2, 3.

Netrocoryne Beata. Hewitson. *Desc. of Hesperidæ*, p. 22.

UPPERSIDE. Male orange-rufous. Anterior wing sinuated below the apex: with six transparent spots: four, three of which are large, in a central band, and two which are minute outside of these, all bordered with rufous-brown: a brown spot near the base. Posterior wing with three spots (two of which are minute and transparent) placed in a band of brown.

UNDERSIDE as above, except that it is darker, that the transparent spots of the anterior wing are bordered with lilac, and that the posterior wing is crossed by a band of lilac and has the outer margin dark brown.

Female like the male except that it is much darker and has a continuous band (marked by a dark brown spot) crossing the anterior wing and is without the two minute spots.

Exp. $2\frac{4}{10}$ inch. Hab. Australia.

In the Collection of W. C. Hewitson.

NETROCORYNE DENITZA. 4.

Netrocoryne Denitza. Hewitson. *Desc. of Hesperidæ*, p. 22.

UPPERSIDE. Male orange-rufous tinted with lilac: the fringe orange. Anterior wing with the costal margin orange: seven transparent spots bordered with black:

four in the centre (three of which are very large), and three before the apex: a brown spot near the base. Posterior wing with a central orange spot surrounded with spots of dark brown: the nervures lilac.

UNDERSIDE as above, except that the anterior wing is tinted with purple at the middle, and that the posterior wing (except the base) is of the same colour.

Exp. $2\frac{2}{10}$ inch. Hab. Australia (Moreton Bay).

In the Collection of W. C. Hewitson

CÆCINA CALATHANA. 5.

Cæcina Calathana. Hewitson. *Desc. of Hesperidæ*, p. 56.

UPPERSIDE. Male rufous-brown. Both wings with a spot in the cell and a band of spots beyond the middle dark brown, indistinct. Anterior wing with the inner margin projecting to cover a tuft of hair. Posterior wing with the anal angle and the fringe orange-yellow.

UNDERSIDE as above, except that the outer margin, as well as the anal angle (apex excepted), is broadly yellow.

Exp. $1\frac{1}{10}$ inch. Hab. New Granada.

In the Collection of W. C. Hewitson.

Especially interesting from its great resemblance (except in shape) to *Eudamus Anaphus*.

CÆCINA COMPUSA. 6.

Cæcina Compusa. Hewitson. *Desc. of Hesperidæ*, p. 56.

UPPERSIDE. Male rufous. Both wings with a spot in the cell and a band of spots beyond the middle brown, indistinct. Anterior wing with the inner margin projecting to cover a tuft of hair.

UNDERSIDE as above, except that it is of a dull grey-brown.

Exp. $1\frac{1}{20}$ inch. Hab. Amazon.

In the Collection of W. C. Hewitson.

HEPERIDAE.

HESPERIA 1.



W. H. Cresson del. et lith. April 1st 1860.

M. & N. Haerhaert imp.

1 2 3 HESPERIA ADELA.

4 5 HESPERIA NANEA.

6 7 HESPERIA CERASA.

8 9 10 HESPERIA FISCHERI.

H E S P E R I D Æ.

HESPERIA. I.

HESPERIA ADELA. 1, 2, 3.

UPPERSIDE. Male, dark rufous-brown; the fringe brown and white alternately. Anterior wing with four central transparent spots, and the grey linear spot of the sex.

UNDERSIDE. Anterior wing as above, except that there is a yellow spot on the middle of the costal margin (touching one of the transparent spots), and some grey spots near the apex. Posterior wing rufous-brown, darkest near the middle, clouded with grey.

Female like the male, except that the base is thickly covered with rufous hair, that there is a small yellow spot at the middle of the costal margin, and an additional transparent spot attached to one of the others.

Exp. ♂ $1\frac{9}{10}$ ♀ $2\frac{2}{10}$ inch. Hab. Rio de Janeiro.

In the Collection of W. C. Hewitson.

HESPERIA NANEA. 4, 5.

UPPERSIDE. Male, with the body and wings dark purple-brown; the body and base of the wings (when the insect is placed with its head from the light) glittering with blue and green. Anterior wing with three central transparent spots.

UNDERSIDE carmine-brown. Anterior wing green near the base and black in the middle; the inner margin grey-brown. Posterior wing black near the anal angle.

Exp. $2\frac{1}{10}$ inch. Hab. Montes Aureos, Maranhão.

In the Collection of Mr. Belt.

This species is the most beautiful of the genus *Hesperia* which I have yet seen, and is scarcely surpassed by the species of *Pyrrhopyga*. I am indebted to its owner, Mr. Belt, for the pleasure of seeing and figuring it.

Fig. 100.

HESPERIA GERASA. 6, 7.

UPPERSIDE. Male, dark rufous-brown. Anterior wing with seven small transparent spots; three apart from each other at the middle, three (touching) near the apex, and one below them; the linear spot indicative of the male grey.

UNDERSIDE as above, except that the anterior wing has the outer and inner margins much paler, and that the posterior wing has the centre which is marked by a white spot, and the outer margin, paler.

Exp. 2 inch. Hab. Montes Aureos, Maranham.

In the Collection of Mr. Belt.

HESPERIA FISCHERI. 8, 9, 10.

Hesperia Fischeri Latreille *Encl. Met.*, p. 747.

UPPERSIDE. Male, dark brown. Anterior wing, with seven transparent spots; four in the middle and three (one of which is apart from the others) before the apex; a rufous spot (composed of hair) near the inner margin. Posterior wing with three transparent spots.

UNDERSIDE grey-green. Anterior wing from the base to the middle black. Posterior wing rufous near the inner margin and at the anal angle.

Female like the male, except that it is much larger and has the transparent spots larger and of different form.

Exp. ♂ $1\frac{9}{10}$ ♀ $2\frac{3}{10}$ inch. Hab. Rio de Janeiro.

In the Collections of Mr. Belt and W. C. Hewitson.

THE END

HESPERIA. II.



W. H. Watson & Co. Ltd. 1887

M. S. N. Harrar, ar. comp.

14 HELEPERIA ILISSA.

12 13 HESPERIA CINCLA.

5 16. HESPERIA CAENIRA

18 HESPERIA CAESANA.

19 HESPERIA CHIOMARA

20 21 HESPERIA CERYMICA.

H E S P E R I D Æ.

HESPERIA II.

HESPERIA CILISSA. 11, 14.

UPPERSIDE. Male, dark brown: the body and both wings at the base glossed with green. Anterior wing with three transparent central white spots, two of which are within the cell.

UNDERSIDE as above, except that it is rufous-brown, that the anterior wing has a small white spot near the costal margin above those in the cell, a large spot of white below the other transparent spot and an indistinct longitudinal band of green near the base: and that the posterior wing has five or six spots composed of pale blue scales.

Exp. 2 inch. Hab. Amazon (Villa Nova).

In the collection of W. C. Hewitson, from Mr. Bates.

HESPERIA CINCIA. 12, 13.

UPPERSIDE. Male, dark brown: both wings glossed with green at the base and with lilac towards the apex. Anterior wing crossed at the middle by a band of three transparent white spots.

UNDERSIDE as above, except that the apical half of the anterior wing and the whole of the posterior wing are rufous-green: that the anterior wing has a spot of white on the costal margin touching the first spot of the band, and a large white spot surrounding the last spot of the said band.

Exp. 2 inches. Hab. Amazon (Para).

In the Collection of W. C. Hewitson, from Mr. Bates.

The two species just described are nearly allied to *H. Nanea* of a former plate: both of them have the body and base of the wings glossed with green when seen with the head turned from the light.

HESPERIA CAENIRA. 15, 16.

UPPERSIDE. Male, dark brown. Anterior wing with a broad white band before the middle, and four minute transparent spots, three of which are before the apex.

UNDERSIDE as above, except that the anterior wing has a white spot on the

costal margin, forming part of the white band, and a band of lilac from the end of the cell to the apex. Posterior wing with a broad central transverse band of lilac-white.

Exp. $1\frac{1}{2}$ inch. Hab. Old Calabar.

In the Collection of W. C. Hewitson.

HESPERIA CAESENSA. 17, 18.

UPPERSIDE. Male, dark brown. Anterior wing with seven transparent white spots, three of which are as usual before the apex. Posterior wing with two minute transparent spots, one of which is within the cell.

UNDERSIDE as above, except that the posterior wing is rufous-brown at the apex and has a third minute pale spot.

Exp. $1\frac{1}{2}$ inch. Hab. Brazil.

In the Collection of W. C. Hewitson.

HESPERIA CIIOMARA. 19.

UPPERSIDE. Male, rufous-brown. Anterior wing with six transparent yellow spots, two of which only are before the apex. Posterior wing with two minute transparent spots.

UNDERSIDE as above, except that the centre of the anterior wing is darker brown.

Exp. $1\frac{1}{2}$ inch. Hab. Amazon (Santarem).

In the Collection of W. C. Hewitson, from Mr. Bates.

HESPERIA CERYMICA. 20, 21.

UPPERSIDE. Male, rufous-brown, tinted towards the apex (when seen in a favourable light) with lilac: four central yellow spots, and the linear grey spot of the male.

UNDERSIDE, rufous-brown, the apex of both wings broadly grey. Anterior wing marked at the apex with five black spots: the inner margin pale yellow. Posterior wing with ten or eleven black spots, two or three of which are marked with a pale spot.

Exp. $2\frac{1}{10}$ inch. Hab. Old Calabar.

In the Collection of W. C. Hewitson.

HESPERIDÆ

HESPERIA. III



W. H. Emerson del. - lith. July 1st 1903

M & N Hanhart imp

22 23 HESPERIA. LEBADEA.
 24 25 HESPERIA ARIA. 27 HESPERIA TIACELLIA.
 26. HESPERIA DRUNA. 28 29 30 HESPERIA LAUFELLA.

HESPERIDÆ.

HESPERIA III.

HESPERIA LEBADEA. ♂ 22, 23.

UPPERSIDE. Male, rufous-brown. Anterior wing with a very large discal spot: the fringe white. Posterior wing with a singular oblong bifid spot at the base of the median nervures: the fringe orange.

UNDERSIDE, paler. Anterior wing with a large tuft of hairs where the wings meet. Posterior wing crossed near the middle by a band of lilac-white irrorations.

Exp. $2\frac{5}{10}$ inch. Hab. Borneo.

In the Collection of W. C. Hewitson.

A singular species, possessing the discal spot and the tuft of hair where the wings meet which occur so frequently in the *Lycænidæ*.

HESPERIA ARIA. ♀ 24, 25.

Ismene Aria Moore. Proc. Zool. Soc. 1865, p. 784.

UPPERSIDE. Male, rufous-brown, with the fringe white. Anterior wing with the oblique linear spot characteristic of the sex.

UNDERSIDE, rufous.

Female does not differ from the male, except in its much greater size and in having the fringe orange.

Exp. ♂ $1\frac{3}{10}$ ♀ $2\frac{2}{10}$ inch. Hab. Bengal.

In the Collection of F. Moore.

HESPERIA DRUNA. 26.

Ismene Druna Moore, Ismene Sasivarna Moore. Proc. Zool. Soc. 1865, p. 784.

UPPERSIDE. Male, dark rufous-brown. Anterior wing with the sexual oblique linear spot: the fringe white. Posterior wing with the fringe orange.

UNDERSIDE as above.

Female does not differ except in its paler colour.

Exp. $1\frac{8}{10}$ inch. Hab. Bengal.

In the Collection of F. Moore.

My figure represents the insect described by Mr. Moore as *I. Sasivarna*, but as I cannot see sufficient difference to separate it from *I. Druna*, I have used the older name.

HESPERIA TIACELLIA. 27.

UPPERSIDE. Dark rufous-brown.

UNDERSIDE, grey-brown. Anterior wing dark brown at the base, with a lilac spot below the middle. Posterior wing with the base and the inner margin blue-brown; the apex (which is broad) and the outer margin (which is narrow) brown: the costal margin orange: the centre of the wing green-white.

Exp. $2\frac{5}{10}$ inch. Hab. Aru. (Wallace.)

In the Collection of W. C. Hewitson.

HESPERIA LAUFELLA. 28, 29, 30.

UPPERSIDE. Male, lilac-blue, dark brown towards the base.

UNDERSIDE, grey-white, with a rufous tint. Anterior wing with the basal half (except the inner margin, which is rufous) dark brown, glossed with lilac. Posterior wing with the cell and the inner margin from the median nervure of a pearly tint, traversed by a longitudinal band of blue.

Female, brown, the nervures dark brown. Anterior wing crossed at the middle by a broad band of glistening green. Posterior wing with an indistinct band of the same colour. Underside as in the male, except that there is less of the pearly tint of the posterior wing.

Exp. ♂ $2\frac{3}{10}$ ♀ $2\frac{9}{10}$ inch. Hab. Old Calabar.

In the Collection of W. C. Hewitson.

The specimens here figured are in bad condition, and faded in colour.

HESPERIDÆ.

HESPERIA IV



W. H. Fern. Del. & Lith. April 17 1869

M. C. Laney. Imp.

31 HESPERIA FALCATA
32 HESPERIA FERALIA
33 34 HESPERIA PERFECTA
35 HESPERIA ALMODA

36 37 HESPERIA PLAINICOLA
38 39 HESPERIA CUNAXA
40 HESPERIA ELTOLA
41 HESPERIA IMMACULATA

HESPERIDÆ.

HESPERIA IV.

HESPERIA PALAEA. 31.

Hesperia Palaea, Hewitson. *Descriptions of Hesperidæ*, No. 21.

UPPERSIDE. Male, dark brown, the base of both wings covered with ochreous hair. Anterior wing, with the line which marks the male, white, broken in the middle.

UNDERSIDE rufous-brown. Anterior wing with the base dark brown: a spot of white below the middle of the first median nervule. Posterior wing dark brown near the anal angle.

Exp. $1\frac{7}{10}$ inch. Hab. Cuba.

In the Collections of Dr. Boisduval and W. C. Hewitson.

A specimen of this species was kindly sent to me by Dr. Herrich Schäffer, with the name of *Cassander* attached to it. It is not the *Cassander* of Fabricius, which belongs to the genus *Eudamus*.

HESPERIA FERALIA. 32.

Hesperia Ferialia, Hewitson. *Descriptions of Hesperidæ*, No. 20.

UPPERSIDE dark brown. Anterior wing with seven transparent spots: two within the cell, one below these quadrate produced in a line towards the middle of the inner margin, and two outside of these near the two subapical spots. Posterior wing with a central trifid transparent spot.

UNDERSIDE as above, except that it is rufous-brown.

Exp. $1\frac{1}{2}$ inch. Hab. Java.

In the Collection of Dr. Boisduval.

HESPERIA PROPERTIUS. 33, 34.

Hesperia Memuca, Hewitson. *Trans. Ent. Soc. Third Ser. Vol. II. p. 497.*

UPPERSIDE rufous-brown. Anterior wing with five transparent spots; three forming a central oblique band, and two before the apex. Posterior wing with a transverse curved central pale yellow band.

UNDERSIDE. Anterior wing rufous-brown, darkest in the middle; the apex grey, a band below it rufous and yellow; the three transparent spots united in one. Posterior wing rufous, crossed by two broad bands of yellow; one on the costal margin, the other in the middle bordered outside with dark brown.

Exp. $1\frac{1}{2}$ inch.

In the Collections of Dr. Boisduval and W. C. Hewitson.

H. Phineus of Cramer, Plate 176, figs. E. C., is nearly allied to this; but whilst this species has the central band on the underside of the posterior wing placed transversely, it is nearly longitudinal in *Phineus*.

HESPERIA ALMODA. 35.

Hesperia Almoda, Hewitson. *Trans. Ent. Soc. Third Ser. Vol. II. p. 499.*

UPPERSIDE dark brown; the base of the anterior wing and most of the

posterior wing rufous-brown. Anterior wing with five transparent spots; three forming an oblique band, and two (one very minute) before the apex.

UNDERSIDE. Anterior wing rufous-brown, the costal margin and apex lilac-grey. Posterior wing lilac-grey with a spot at the end of the cell and two macular transverse bands of brown connected by lines of lilac-white.

Exp. $1\frac{1}{2}$ inch.

In the Collection of Dr. Boisduval.

HESPERIA PHAENICIS. 36, 37.

Hesperia Phaenicis, Atkinson MS.

UPPERSIDE. Male, dark brown. Anterior wing with seven transparent white spots: two (the largest) across the middle, one below these near the inner margin, one outside of them, and three subapical.

UNDERSIDE pale rufous-brown. The base of both wings dark brown: both crossed by a sub-marginal brown band. Posterior wing with a band of white before the middle, and some minute spots of the same colour below it.

Exp. $1\frac{4}{10}$ inch. Hab. India.

In the Collection of Mr. W. S. Atkinson.

HESPERIA CUNAXA. 38, 39.

Hesperia Cunaxa, Hewitson. *Trans. Ent. Soc. Third Ser. Vol. II. p. 488.*

UPPERSIDE dark brown. Anterior wing with nine spots, four of which only are transparent: five in an oblique band across the wing, three together towards the apex, and one (minute) above the largest spot of the band. Posterior wing with one bifid yellow spot.

UNDERSIDE rufous-brown. Anterior wing as above, except that the two lowest spots of the band are united by a spot of white. Posterior wing crossed obliquely by a band of white, inside of which is a minute white spot.

Exp. $1\frac{7}{10}$ inch. Hab. America.

In the Collection of Dr. Boisduval.

HESPERIA ELTOLA. 40.

UPPERSIDE dark brown. Anterior wing with eight transparent white spots, and a spot of yellow near the inner margin: the three largest spots across the middle, two outside of these, and three near the apex. Posterior wing with three transparent spots.

UNDERSIDE as above, except that it is rufous-brown.

Exp. $1\frac{13}{20}$ inch. Hab. Darjeeling.

In the Collection of Mr. W. S. Atkinson.

HESPERIA IMMACULATA. 41.

Hesperia Immaculata, Hewitson. *Descriptions of Hesperidæ*, No 8.

UPPER and UNDERSIDE. Both wings of a uniform rufous-brown.

Exp. $1\frac{7}{10}$ inch. Hab. Columbia.

In the Collection of Dr. Boisduval.

HESPERIDÆ

HESPERIA V.



W. H. Newman del. et lith. July 23rd 1872.

M & N. Harris sculp.

42 43 HESPERIA CERATA

44 45 HESPERIA CHALESTRA

46 47 HESPERIA ARGENTEA

48 49 HESPERIA ETHODA.

HESPERIDÆ.

HESPERIA. V.

HESPERIA CERACA. 42, 43.

Hesperia Ceraca, Hewitson. *Trans. Ent. Soc. 3rd Series, Vol. II. p. 488.*

UPPERSIDE dark brown. The base of each wing clothed with rufous hair. Anterior wing with the costal margin from the base to beyond the middle rufous: marked by seven transparent pale yellow spots, four near the middle one of which is bifid, and three, touching each other, near the apex. Posterior wing with one yellow spot. The fringe of both wings rufous.

UNDERSIDE rufous. Anterior wing with the basal half dark brown, the spots as above except that there is a yellow spot on the middle of the costal margin. Posterior wing crossed obliquely by two pale yellow bands slightly glossed with silver.

Exp. $2\frac{4}{10}$ inch. Hab. Rio Janeiro.

In the Collection of W. C. Hewitson.

Some specimens have the bands on the underside of the posterior wing of a pure silvery white.

HESPERIA CHALESTRA. 44, 45.

Hesperia Chalestra, Hewitson. *Trans. Ent. Soc. 3rd Series, Vol. II. p. 488.*

UPPERSIDE dark brown: the base of each wing clothed with ochreous hair, the fringe white. Anterior wing with eight transparent white spots, four in the centre, three touching each other before the apex, and one which is very minute below these. Posterior wing with four spots which are less transparent.

UNDERSIDE rufous. Anterior wing with the base dark brown, the spots as above. Posterior wing crossed obliquely by a band of pale yellow, outside of which are three minute white spots of the same colour: the anal angle also yellow.

Exp. $1\frac{1}{2}\frac{7}{10}$ inch. Hab. Minas Geraes.

In the Collection of W. C. Hewitson.

HESPERIA ARGENTEA. 46, 47.

Hesperia Argentea, Hewitson. *Trans. Ent. Soc. 3rd Series, Vol. II. p. 487*

UPPERSIDE dark brown, the base of both wings clothed with ochreous hair. Anterior wing with seven yellow-white spots, four of which are near the middle and three touching each other before the apex. Posterior wing with one yellow spot: the fringe alternately brown and pale yellow.

UNDERSIDE dark brown. Anterior wing as above, except that one of the spots is extended to the costal margin, that the spot nearest the inner margin is replaced by a white spot, and that there is a large lilac space near the apex. Posterior wing crossed obliquely by two broad brilliant bands of silver, the inner margin also silver.

Exp. $1\frac{1}{2}$ inch. Hab. Guatemala. (Salvin.)

In the Collection of W. C. Hewitson.

HESPERIA ETHODA. 48, 49.

Hesperia Ethoda, Hewitson. *Trans. Ent. Soc. 3rd Series, Vol. II. p. 489.*

UPPERSIDE dark brown, the base of each wing clothed with ochreous hair: the fringe rufous. Anterior wing with the costal margin from the base to the middle rufous: four large central pale yellow transparent spots. Posterior wing with three ochreous spots.

UNDERSIDE rufous. Anterior wing with the base dark brown, the spots as above, except that the two lower ones are united. Posterior wing crossed obliquely by a band of white, broadest in the middle.

Exp. $2\frac{2}{10}$ inch. Hab. Rio Janeiro.

In the Collection of W. C. Hewitson.

HESPERIDÆ.

HESPERIA V. *



W. Hewitson, del et lith Nov 1872.

M & N Hanhart imp

- | | |
|-----------------------------|--------------------------|
| 42 43 HESPERIA LITANA | 49. 50 HESPERIA HIMELLA. |
| 44 45. HESPERIA PHYSCHELLA | 51 52. HESPERIA MARSENA |
| 46 47. 48. HESPERIA OPHIUSA | 53. 54. HESPERIA LUTETIA |

HESPERIDÆ.

HESPERIA. V. *

HESPERIA LITANA. 42, 43.

Hesperia Litana. Hewitson. *Trans. Ent. Soc., 3rd Series, Vol. II., p. 494.*

UPPERSIDE dark brown; the fringe brown and white alternately. Anterior wing marked by nine spots, eight of which are transparent; posterior wing marked by three spots.

UNDERSIDE. Anterior wing as above, except that the outer margin is broadly lilac-grey and that the lower spot of the central band and the spot near the inner margin are united. Posterior wing lilac-grey with a band of dark brown before the middle marked by a minute spot of white, and bordered outwardly by a series of pale spots, three of which (two as described above) are bordered below with black.

Exp. $1\frac{7}{10}$ inch. Hab. Venezuela.

In the Collection of W. C. Hewitson.

HESPERIA PHYSCELLA. 44, 45.

Hesperia Physcella. Hewitson. *Trans. Ent. Soc., 3rd Series, Vol. II., p. 498.*

UPPERSIDE dark brown. Anterior wing with seven transparent spots; four forming a central oblique band and three before the apex. Posterior wing with two minute spots below the middle.

UNDERSIDE rufous-brown. Anterior wing as above. Posterior wing with the outer margin broadly white, bordered by some minute brown spots.

Exp. $1\frac{6}{10}$ inch. Hab. Rio Janeiro.

In the Collection of W. C. Hewitson.

Near to *H. Virbius* of Cramer, which has the white border on both sides of the wing.

HESPERIA OPHIUSA. 46, 47, 48.

Hesperia Ophiusa. Hewitson. *Trans. Ent. Soc., 3rd Series, Vol. II., p. 497.*

UPPERSIDE dark brown. Anterior wing with nine transparent spots; one in the cell sometimes bifid, five in an oblique band, and three before the apex. Posterior wing with a straight transverse band of six white spots, and between them and the base two less distinct ochreous spots.

UNDERSIDE. Anterior wing as above. Posterior wing grey bordered with white spots which form an acute angle near the middle of the outer margin which is dark brown.

Exp. $1\frac{6}{10}$ inch. Hab. Old Calabar.

In the Collection of W. C. Hewitson.

Figure 47 is a variety of this species.

HESPERIA HIMELLA. 49, 50.

Hesperia Himella. Hewitson. *Desc. of 100 Hesperidæ*, p. 26.

UPPERSIDE dark brown, the fringe broad alternately black and white. Anterior wing with six transparent white spots: one in the cell, three below it in a line towards the apex, and three before the apex: an opaque white spot and a spot of ochreous hair near the inner margin. Posterior wing with a short central band of three transparent spots.

UNDERSIDE. Anterior wing as above, except that there is a large black spot at the apex bordered outwardly with white. Posterior wing dark brown, with a large central irregular space of white, deeply sinuated and marked by some minute black spots: some small spots near the base and two on the inner margin also white: the apex rufous-grey.

Exp. $1\frac{1}{2}$ inch. Hab. Rio de Janeiro.

In the Collection of W. C. Hewitson.

HESPERIA MARSENA. 51, 52.

Hesperia Marsena. Hewitson. *Trans. Ent. Soc., 3rd Series, Vol. II., p. 498.*

UPPERSIDE rufous-brown. Anterior wing with seven transparent spots; two in the cell, two central, and three before the apex.

UNDERSIDE. Anterior wing as above: except that there are some indistinct subapical white spots. Posterior wing rufous, with a longitudinal band near the costal margin from the base to beyond the middle, a linear spot near the base and inner margin, and a transverse central band of four spots, all silvery white; a line of minute ochreous spots below the transverse band.

Exp. $2\frac{7}{10}$ inch. Hab. Sumatra. (Wallace.)

In the Collection of W. C. Hewitson.

HESPERIA LUTETIA. 53, 54.

Hesperia Lutetia. Hewitson. *Trans. Ent. Soc., 3rd Series, Vol. II., p. 495.*

Proteides Xarippe. Butler. *Trans. Ent. Soc., 1870, p. 502.*

UPPERSIDE dark brown, the bases of both wings grey. Anterior wing with nine transparent spots; one in the cell, five in an oblique band, and three before the apex. Posterior wing with a transverse central band of three spots.

UNDERSIDE rufous-brown. Anterior wing as above, except that the longitudinal band of spots is extended to the apex. Posterior wing with several lines of pale yellow near the base, bordering triangular rufous spots; a central spot of dark brown bordered outwardly with yellow; the apical margin broadly grey.

Exp. $1\frac{9}{10}$ inch. Hab. Rio de Janeiro.

In the Collection of W. C. Hewitson.

HESPERIDÆ.

HESPERIA. VI.



W C Hewitson del et lith Nov 1872

M & N Hanhart imp.

55. 56 HESPERIA MARPESIA

57. HESPERIA CAESINA

62. 63 HESPERIA LATOIA

58 59 HESPERIA LIBURNIA

-64 HESPERIA CALVINA

60. 61 HESPERIA DOLOPIA

-65 66 HESPERIA LAUREA

HESPERIDÆ.

HESPERIA. VI.

HESPERIA MARPESIA. 55, 56.

Hesperia Marpesia. Hewitson. *Desc. of 100 Hesperidæ*, p. 26.

UPPERSIDE dark brown. Anterior wing with eight transparent white spots: two within the cell, three below these in a line towards the apex, and three before the apex: a white opaque spot near the middle of the costal margin. Posterior wing with a central trifid transparent white band.

UNDERSIDE. Anterior wing as above, except that it is grey-brown towards the outer margin. Posterior wing as above, except that it is grey with the outer margin broadly brown: the nervures black.

Exp. $1\frac{7}{10}$ inch. Hab. Amazon.

In the Collections of W. W. Saunders and W. C. Hewitson.

HESPERIA CÆSINA. 57.

Hesperia Cæsina. Hewitson. *Trans. Ent. Soc., 3rd Series, Vol. II.*, p. 491.

UPPERSIDE dark brown. Anterior wing with a band of seven white spots from the inner margin towards the apex, the three usual subapical spots represented sometimes by two very minute spots. Posterior wing with a large central white spot.

UNDERSIDE rufous-brown. Anterior wing as above. Posterior wing with a broad central band of white. The club of the antennæ white.

Exp. $1\frac{5}{10}$ inch. Hab. Waigion. (Wallace.)

In the Collection of W. C. Hewitson.

HESPERIA LIBURNIA. 58, 59.

Hesperia Liburnia. Hewitson. *Desc. of 100 Hesperidæ*, p. 33.

UPPERSIDE dark brown. Anterior wing with seven transparent glossy orange-yellow spots, one large and bifid before the middle, three between this and the apex, one above these within the cell, and two before the apex: two or three lines from the base and a spot near the inner margin (opaque) also orange-yellow; the fringe brown, except near the anal angle, where it is yellow. Posterior wing with a central short broad band, some hair at the base, a band parallel and near to the inner margin, and the fringe orange-yellow.

UNDERSIDE dark brown. Anterior wing with the spots as above: the three spots nearest the base joined in one, the three spots between these and the apex also joined, a line on the costal margin and a band of hastate submarginal spots also orange-yellow. Posterior wing with two bands from the base, a spot between them, the costal margin from the base to the middle, a subcostal band, the central band as above, and a submarginal band of five spots, all brilliant orange-yellow. Abdomen banded with yellow.

Exp. $1\frac{6}{10}$ inch. Hab. Philippines.

In the Collection of W. C. Hewitson.

HESPERIA DOLOPIA. 60, 61.

Hesperia Dolopia. Hewitson. *Desc. of 100 Hesperidæ*, p. 27.

UPPERSIDE dark brown. Anterior wing with six transparent white spots: one in the cell, two between the median nervures, and three before the apex: an indistinct rufous submarginal band. Posterior wing with a central ochreous spot.

UNDERSIDE rufous-brown. Anterior wing as above, except that the inner margin is white, and that there is a submarginal band of pale yellow. Posterior wing with a narrow band from the base, a broad central band, a spot near the anal angle, and a submarginal band pale yellow: a submarginal band of black spots.

Exp. $1\frac{3}{10}$ inch. Hab. North India.

In the Collection of W. C. Hewitson.

HESPERIA LATOIA. 62, 63.

Hesperia Latoia. Hewitson. *Desc. of 100 Hesperidæ*, p. 34.

UPPERSIDE dark brown. Anterior wing with seven transparent pale-yellow spots: one large and bifid before the middle, three between this and the apex (the last very minute), one within the cell, and two before the apex: two lines from the base and a spot near the inner margin orange-yellow: the fringe (except at the anal angle, where it is yellow) brown. Posterior wing with a broad central band, some hair at the base, and a line parallel and near to the inner margin and the fringe orange-yellow.

UNDERSIDE as above, except that the nervures are orange-yellow, that the anterior wing has an orange linear band at the costal margin, and that the posterior wing has the central band longer, and a submarginal band of minute orange spots. Abdomen banded with yellow.

Exp. $1\frac{5}{10}$ inch. Hab. Singapore. (Wallace.)

In the Collection of W. C. Hewitson.

HESPERIA CALVINA. 64.

Hesperia Calvina. Hewitson. *Trans. Ent. Soc., 3rd Series, Vol. II.*, p. 492.

UPPERSIDE dark brown. Anterior wing with six transparent white spots, two in the middle united, three towards the apex, and one, minute and more opaque, near the inner margin. Posterior wing with a central white spot.

UNDERSIDE as above, except that the minute spot near the inner margin is enlarged and united with the spot above it, and that the spot on the posterior wing is yellow.

Exp. $1\frac{5}{20}$ inch. Hab. Para.

In the Collections of W. W. Saunders and W. C. Hewitson.

HESPERIA LAUREA. 65, 66.

Hesperia Laurea. Hewitson. *Desc. of 100 Hesperidæ*, p. 28.

UPPERSIDE dark brown. Anterior wing with five transparent white spots: two at the middle, one outside of these, and two at the apex: a white opaque spot near the middle of the inner margin: the inner margin, from the base to the said spot, lilac-white. Posterior wing with a trifid white central spot and a band of white hair near the inner margin.

UNDERSIDE rufous-brown. Anterior wing as above, except that it is crossed near the apex by a band of yellow. Posterior wing with the costal margin (which is broad) and a band parallel to it yellow.

Exp. $1\frac{7}{10}$ inch. Hab. Rio de Janeiro and Cayenne.

In the Collection of W. C. Hewitson.

HESPERIDÆ.
HESPERIA VII



1817
1818

M & N Hanhart imp

67 68 HESPERIA ARTONA

69 70 HESPERIA ÆCAS 75 76 HESPERIA BONONIA

71 72 HESPERIA RONA 77 78 HESPERIA HOMOLEA

73 74 HESPERIA OGYGIA 79 80 HESPERIA PHAETUSA

HESPERIDÆ.

HESPERIA. VII.

HESPERIA ARTONA. 67, 68.

Hesperia Artona, Hewitson, *Descriptions of Hesperidæ*, page 27.

UPPERSIDE dark brown. Anterior wing with six transparent spots; one in the cell, two below it between the median nervules, and three before the apex: a spot of opaque white near the inner margin. Posterior wing with a band of three separate white spots, one of which is sometimes bifid.

UNDERSIDE. Anterior wing as above, except that the apex is lilac-grey. Posterior wing lilac-grey, with the nervures and a transverse band of five spots, white.

Exp. $1\frac{1}{2}$ inch. Hab. Rio de Janeiro.

In the Collection of W. C. Hewitson.

HESPERIA ÆCAS. 69, 70.

P. Æcas, Cramer, *Plate* 343, *A. B.*

Hesperia Amara, Hewitson, *Trans. Entom. Soc., Ser. III. Vol. II. p.* 499.

UPPERSIDE dark brown. Anterior wing with five transparent spots; two in the cell, three forming an oblique band, and one before the apex: an opaque white spot near the inner margin. Posterior wing paler in the centre.

UNDERSIDE. Anterior wing as above, except that the costal margin and apex are glossed with lilac-blue, in which the nervures are white. Posterior wing lilac-blue, the nervures white, the centre clouded with brown and crossed below the middle by a series of indistinct pale spots.

Exp. $1\frac{1}{2}$ inch. Hab. Amazon (Para).

In the Collection of W. C. Hewitson; from Mr. Bates.

HESPERIA RONA. 71, 72.

Hesperia Rona, Hewitson, *Trans. Entom. Soc., Ser. III. Vol. II. p.* 499.

UPPERSIDE rufous-brown. Anterior wing with four transparent spots and one opaque; two in the cell and three forming an oblique band.

UNDERSIDE. Anterior wing as above, except that the outer margin and a spot near the apex are blue. Posterior wing blue-green; the nervures, two transverse bands and the outer margin rufous-brown.

Exp. $1\frac{1}{2}$ inch. Hab. Amazon (Para).

In the Collection of W. C. Hewitson.

HESPERIA OGYGIA. 73, 74.

Hesperia Ogygia, Hewitson, *Trans. Entom. Soc., Ser. III. Vol. II. page 500.*

UPPERSIDE rufous-brown. The club of the antennæ white. Anterior wing with five transparent spots, four together in the middle and one nearer the apex.

UNDERSIDE rufous. Anterior wing with the base and centre brown. Posterior wing with two brown spots before the middle and a transverse band of similar spots at the middle.

Exp. $1\frac{3}{10}$ inch. Hab. Sumatra.

In the Collection of W. C. Hewitson; from Mr. Wallace.

HESPERIA BONONIA. 75, 76.

Hesperia Bononia, Hewitson, *Descriptions of Hesperidæ, page 29.*

UPPERSIDE dark brown. Anterior wing with five transparent spots: three between the median nervures and two before the apex: an opaque pale-yellow spot near the inner margin. Posterior wing with two transparent spots.

UNDERSIDE ochreous-yellow: the middle of the anterior wing dark brown. Posterior wing with the transparent spots bordered below with brown, and with a minute brown spot on each side of them.

Exp. $1\frac{1}{10}$ inch. Hab. Singapore.

In the Collection of W. C. Hewitson; from Mr. Wallace.

HESPERIA HOMOLEA. 77, 78.

Hesperia Homolea, Hewitson, *Descriptions of Hesperidæ, page 29.*

UPPERSIDE dark rufous-brown. Anterior wing with five transparent spots: one in the cell, two between the median nervules, and two before the apex.

UNDERSIDE as above except that the anterior wing has a submarginal band of ochreous spots and that the posterior wing has two bands of similar spots, one of which towards the anal angle is more distinct than the rest.

Exp. $1\frac{9}{20}$ inch. Hab. Singapore.

In the Collection of W. C. Hewitson; from Mr. Wallace.

HESPERIA PHAETUSA. 79, 80.

UPPERSIDE dark brown. Anterior wing with six silvery-white transparent spots: one in the cell, three forming a central band, and two before the apex. Posterior wing with two spots.

UNDERSIDE dark brown. Anterior wing with the spots as above, except that the one near the inner margin is larger and united to the spot above it: the costal margin from the base to the middle and two spots at the apex yellow: a lilac spot at the outer margin. Posterior wing with the base broadly white marked by two or three brown spots.

Exp. $1\frac{9}{20}$ inch. Hab. Amazon (Ega).

In the Collection of W. C. Hewitson; from Mr. Bates.

HESPERIDÆ.

LEUCOCHITONEA.



W.C. Hewison del et lith. Sept 2nd 1869

M. & N. Hanhart imp

1 2 LEUCOCHITONEA LIMAEA
3 LEUCOCHITONEA LACAENA
4 LEUCOCHITONEA LUCARIA.

5 6 LEUCOCHITONEA LIBETHRA
7 8 LEUCOCHITONEA LERINA
9 10 LEUCOCHITONEA LUCILLEA

HESPERIDÆ.

LEUCOCHITONEA.

LEUCOCHITONEA LIMAEA. 1, 2.

L. Limaea, Hewitson. Desc. of 100 Hesperidæ, p. 47.

UPPERSIDE dark brown, with some central black spots: a spot at the end of the cell, two spots between the median nervules, and a transverse band grey. Posterior wing with a spot at the end of the cell and the outer margin, which is broad, grey: the apex and anal angle brown.

UNDERSIDE. Anterior wing as above, but paler. Posterior wing, with the apex and two or three small spots above it, brown.

Exp. $1\frac{3}{10}$ inch. Hab. Amazon and Cayenne.

In the Collections of W. W. Saunders and W. C. Hewitson.

My first description of this species was made from an example on which the spots were scarcely visible. Few specimens have the grey spots so well defined as that of the plate.

LEUCOCHITONEA LACAENA. 3.

UPPERSIDE white, with the base of both wings brown. Anterior wing with six central transparent spots: the apex broadly brown, marked by five other small, also transparent, spots, four of which are subapical, and banded with dark brown near the outer margin. Posterior wing with ten central transparent spots: crossed before the middle by a band of brown, beyond the middle by a band of grey tinted with yellow near the anal angle.

UNDERSIDE as above, except that it is paler, and has no brown at the base of the wings.

Exp. $1\frac{3}{20}$ inch. Hab. Brazil.

In the Collection of W. C. Hewitson.

LEUCOCHITONEA LUCARIA. 4.

L. Lucaria, Hewitson. Desc. of 100 Hesperidæ, p. 50.

UPPERSIDE dark brown. Anterior wing tinted with lilac-grey: an oblong spot from the middle of the costal margin, and a small spot near the anal angle, yellow. Posterior wing with a band of yellow near the outer margin.

UNDERSIDE as above, except that the spot near the anal angle of the anterior wing is larger, and that there is a small spot at the end of the cell of the posterior wing.

Exp. 1 inch. Hab. Cayenne.

In the Collection of W. C. Hewitson.

The female has the spots and the outer half of the posterior wing on the upperside white.

Pl. 100

LEUCOCHITONEA LIBETHRA. 5, 6.

L. Libethra, Hewitson. *Desc. of 100 Hesperidæ*, p. 47.

UPPERSIDE rufous-brown. Anterior wing irrorated with pale blue: ten transparent white spots: three near the middle of the costal margin, three below these in the middle of the wing, and four near the apex forming a square: the fringe brown. Posterior wing rufous-grey, with the base dark brown: a spot at the anal angle (touching which there are four white spots), also brown: the fringe white.

UNDERSIDE. Anterior wing as above. Posterior wing pale blue irrorated with black, with a large black spot on the costal margin, two or three smaller spots, and the outer margin, which is broad, brown.

Exp. $1\frac{5}{20}$ inch. Hab. Amazon (St. Paulo).

In the Collection of W. C. Hewitson.

Near *L. Cerealis*.

LEUCOCHITONEA LERINA. 7, 8.

L. Lerina, Hewitson. *Desc. of 100 Hesperidæ*, p. 48.

UPPERSIDE dark brown, the fringe brown. Anterior wing with four transparent white spots at the middle of the wing, and a band of blue spots towards the outer margin. Posterior wing crossed before the middle by a broad band of cerulean blue.

UNDERSIDE. Anterior wing as above: posterior wing cerulean blue, with the nervures, two spots beyond the middle, and the outer margin dark brown.

Exp. $1\frac{5}{20}$ inch. Hab. Cayenne and Pará.

In the Collection of W. C. Hewitson.

LEUCOCHITONEA LUCULLEA. 9, 10.

L. Lucullea, Hewitson. *Desc. of 100 Hesperidæ*, p. 46.

UPPERSIDE dark brown. Anterior wing irrorated throughout with grey: ten transparent spots: four (one deeply sinuated) in the middle of the wing, one (bifid) below these, and five before the apex placed irregularly and apart: a transverse black band near the base: the fringe brown. Posterior wing crossed by two transverse bands of blue-green: the fringe white.

UNDERSIDE. Anterior wing dark brown, with the base blue, a large spot on the inner margin and a band of submarginal spots, white. Posterior wing cerulean blue, with three spots in the middle, a spot at the apex marked by two white spots, and a submarginal band of spots all dark brown: the outer margin brown, dentated on its inner border.

Exp. $1\frac{2}{10}$ inch. Hab. Amazon (Ega).

In the Collection of W. C. Hewitson.

Also near to *L. Cerealis*.

HESPERIIDÆ.

LEUCOCHITONEA 11.



W. H. Edwards del et lith May 1875

M&N Hanhart. imp.

11 LEUCOCHITONEA FLAVOFASCIATA
12 13 LEUCOCHITONEA THESTIA
14 LEUCOCHITONEA LATREA
15 16. LEUCOCHITONEA LAVIANA

17 18 LEUCOCHITONEA LEUCOLA
19 20. LEUCOCHITONEA LOCUTIA
21 LEUCOCHITONEA LUCETIA
22 LEUCOCHITONEA TRIFASCIATA

HESPERIDÆ.

LEUCOCHITONEA II.

LEUCOCHITONEA FLAVOFASCIATA. 11.

Leucochitonea flavofasciata, Hewitson, *Equatorial Lepidoptera*, page 76.

UPPERSIDE dark brown. Anterior wing crossed transversely before the middle by a band of orange-yellow.

UNDERSIDE. Both wings with the basal half white and yellow: clouded with brown on the anterior wing and bounded by the transverse band, its border irregular on the posterior wing and marked by a linear yellow spot at the end of the cell.

Exp. $1\frac{6}{10}$ inch. Hab. Ecuador. (Sarayaco, Buckley.)

In the Collection of W. C. Hewitson.

LEUCOCHITONEA THESTIA. 12, 13.

Leucochitonea Thestia, Hewitson, *Equat. Lepidop.*, page 77, 1870.

UPPERSIDE. Male dark brown. Both wings crossed before the middle by an irregular broad band of white, commencing on the costal margin of the anterior wing, and ending on the inner margin of the posterior wing, divided into six parts on the anterior wing. Anterior wing crossed beyond the middle by two bands of very obscure spots.

UNDERSIDE as above, except that the band is broader, and that the base of both wings is irrorated with white.

Female like the male, except that the anterior wing is crossed above (instead of the white band) by a series of obscure grey spots, and that both wings on the underside are crossed by two bands (one submarginal) of spots more distinctly marked than on the male.

Exp. ♂ $1\frac{7}{10}$ ♀ $1\frac{1}{2}$ inch. Hab. Ecuador. (Sarayco, Buckley.)

In the Collection of W. C. Hewitson.

The female, although dissimilar above, from the absence of the band on the upperside of the anterior wing, has it below.

LEUCOCHITONEA LATREA. 14.

UPPERSIDE dark brown crossed at the middle by a common band of white: narrow, irrorated with brown and divided into nine parts on the anterior wing where it is succeeded by a small triangular white spot, an irregular band and a submarginal series of pale brown spots.

UNDERSIDE as above, except that the central band is broader, reaching to the base nearly of the posterior wing and that the posterior wing has a submarginal series of pale brown spots.

Exp. $1\frac{6}{10}$ inch. Hab. Nicaragua.

In the Collection of W. C. Hewitson.

LEUCOCHITONEA LAVIANA. 15, 16.

Leucochitonea Laviana, Hewitson, *Descriptions of Hesperidæ*, page 48, 1868.

Pyrgus Leca, Butler, *Trans. Entom. Soc.*, page 510, 1870.

UPPERSIDE white, with the base grey. Anterior wing with the apex broadly brown crossed by a band and by two subapical bands of minute white spots: the outer margin below these marked by lunular brown spots bordered with white. Posterior wing with the outer margin and some lunular spots upon it dark brown.

UNDERSIDE. Anterior wing as above, except that the apex is marked by a

A A

distinct triangular spot. Posterior wing with a spot at the base, a band from the base to the costal margin, a spot near the middle, a linear transverse band beyond the middle, and the outer margin to this band brown.

Exp. $1\frac{6}{10}$ inch. Hab. Nicaragua.

In the Collection of W. C. Hewitson.

My first description of this species was I am sorry to say incorrect. It was made from a bad specimen in which the spot at the base and the band inclosing it were smeared together and described as one, thus misleading Mr. Butler to describe it again.

LEUCOCHITONEA LEUCOLA. 17, 18.

Leucochitonea Leucola, Hewitson, *Descriptions of Hesperidæ*, page 49, 1868.

UPPERSIDE white. Anterior wing with the base, the apex and outer margin which are broad, and the nervures near them dark brown: a subapical band of white divided by the nervures. Posterior wing with the outer margin and the nervures beyond the middle dark brown: the fringe brown, traversed by a line of white.

UNDERSIDE. Anterior wing as above. Posterior wing with the base, a band before the middle, the apex, the nervures, and lines between them, brown.

Exp. $1\frac{4}{10}$ inch. Hab. Minas Geraes.

In the Collection of W. C. Hewitson.

LEUCOCHITONEA LOCUTIA. 19, 20.

UPPERSIDE white with the apex and outer margin brown. A subapical spot and some minute spots near the outer margin white. Posterior wing with the outer margin and spots at the end of the nervures brown.

UNDERSIDE. Anterior wing as above. Posterior wing with a large bifid spot at the base of the costal margin, a small spot at the middle of the abdominal fold and the outer margin which is broad, rufous-brown.

Exp. $1\frac{5}{20}$ inch. Hab. Island of Taboga, Panama. (Gervaise Mathew.)

In the Collection of W. C. Hewitson.

LEUCOCHITONEA LUCETIA, 21.

UPPERSIDE. Anterior wing brown crossed before the middle by a yellow band commencing in a trifid transparent spot, followed beyond the band by nine transparent minute white spots four of which are near the costal margin and by a submarginal series of dark brown spots. Posterior wing with a brown spot at the apex and above it four black spots.

UNDERSIDE as above except that the basal half of the anterior wing is white.

Exp. $1\frac{1}{2}$ inch. Hab. Angola. (Rogers.)

LEUCOCHITONEA TRIFASCIATA. 11.

Leucochitonea Trifasciata, Hewitson, *Descriptions of Hesperidæ*, page 50, 1868.

UPPERSIDE. Anterior wing pale lilac-brown. Posterior wing rufous, pale. Both wings crossed by three bands of rufous-brown, both with the outer margin brown.


UNDERSIDE as above, except that it is much paler, and that the anterior wing is without the subbasal band.

Exp. $1\frac{5}{20}$ inch.

In the Collection of W. C. Hewitson.

HECERIDAE

PTERYGOSPIDEA



1. Pterygospidea pteria

2. Pterygospidea deccratus

3. Pterygospidea pygela

4. Pterygospidea leptogramma

5. Pterygospidea phagesia

6. Pterygospidea truncata

7. Pterygospidea potiphera

8. Pterygospidea tabrica

M. & N. Hanhart imp.

HESPERIDÆ.

PTERYGOSPIDEA.

PTERYGOSPIDEA PTERIA. 1.

Pterygospidea Pteria. Hewitson. *Descriptions of Hesperidæ*, p. 51.

UPPERSIDE dark brown. Anterior wing with ten transparent spots: two in the cell, eight in a curved band beyond the middle. Posterior wing crossed beyond the middle by a band of oblong black spots: the outer margin from the anal angle to the middle broadly white.

UNDERSIDE. Anterior wing as above, except that there is a bifid white spot near the anal angle. Posterior wing white, with the base and costal margin and some oblong spots near it brown.

Exp. $1\frac{8}{10}$ inch. Hab. Philippines.

In the Collection of W. C. Hewitson.

PTERYGOSPIDEA DECORATUS. 2.

Eudamus Decoratus. Hewitson. *Descriptions of Hesperidæ*, p. 17.

UPPERSIDE orange, with bands and spots of black: the abdomen orange banded with black. Anterior wing with two spots near the base, a band of three spots before the middle, a triangular spot on the costal margin beyond the middle and a spot below this, all black: the apex and outer margin broadly brown crossed longitudinally by fine hastate yellow lines. Posterior wing with a spot at the base, two spots before the middle and two submarginal bands of pyriform spots near the apex.

UNDERSIDE as above, except that the black spots are larger and that the anal angle of the posterior wing is black.

Exp. $1\frac{6}{10}$ inch. Hab. Sylhet and Java.

In the Collection of W. C. Hewitson.

A specimen of this species in the Collection of Dr. Boisduval is white instead of orange.

PTERYGOSPIDEA PYGELA. 3.

Pterygospidea Pygela. Hewitson. *Descriptions of Hesperidæ*, p. 53.

UPPERSIDE dark brown. Both wings white at the base, both crossed by two bands of white: the first before the middle, nearly straight; the second beyond the middle, scarcely visible on the anterior wing except near its inner margin, much curved on the posterior wing. Anterior wing with an indistinct submarginal band of paler brown. Posterior wing with the outer margin sinuated, broadly white, traversed by a band of brown.

UNDERSIDE. Anterior wing as above, but paler, the white bands less distinct. Posterior wing white, except the base which is grey: some spots on the costal margin and a spot near the anal angle brown.

Exp. $1\frac{1}{2}$ inch. Hab. Borneo and Malacca. (Wallace.)

In the Collection of W. C. Hewitson.

PTERYGOSPIDEA LEPTOGRAMMA. 4.

Pterygospidea Leptogramma. Hewitson. *Descriptions of Hesperidæ*, p. 53.

UPPERSIDE dark rufous-brown. Anterior wing with seven minute semitransparent white spots: one between the median nervules, three at the apex and three nearer the outer margin below these: some small spots near the base, two linear broken bands near the middle, some of the nervules and the outline of some conical spots beyond the middle, white. Posterior wing white with the base and two spots below the middle grey: part of the outer margin grey marked by two black spots: the apex dark brown marked by three conical black spots bordered with white.

UNDERSIDE as above, except that the anterior wing is rufous and without the white marks, and that the spots on the apex and outer margin of the posterior wing are altogether brown.

Exp. $1\frac{6}{10}$ inch. Hab. Philippines.

In the Collection of W. C. Hewitson.

PTERYGOSPIDEA PHAGESIA. 5.

Pterygospidea Phagesia. Hewitson. *Descriptions of Iesperidæ*, p. 54.

UPPERSIDE rufous-brown. Anterior wing sinuated at the anal angle: four central transparent spots: a broad transverse band beyond the middle, a linear band towards the apex, and a spot at the anal angle dark brown. Posterior wing with the apex, two spots on the costal margin and a band of four minute spots beyond the middle dark brown: irrorated with grey towards the outer margin which is white.

UNDERSIDE. Anterior wing rufous-brown without the band and anal spot. Posterior wing blue with the costal and outer margins rufous: the small black spots as above.

Exp. $1\frac{1}{2}$ inch. Hab. Pará.

In the Collection of W. C. Hewitson.

PTERYGOSPIDEA TRUNCATA. 6.

Pterygospidea Truncata. Hewitson. *Equatorial Lepidoptera*, p. 75.

UPPERSIDE pale rufous-brown. Anterior wing with the costal margin convex, sinuated near the apex, which is acute: the outer margin truncated, protruded between the median nervules, sinuated near the anal angle: marked by several central transparent white spots: one on the costal margin bifid, one in the cell forming three sides of a square, five below these placed obliquely across the wing, two of them below the first branch of the median nervure, two (the largest) between these branches, and one (minute) towards the apex: two subapical spots, one trifid, the other and lowest minute: a broad submarginal band of dark brown near the apex and anal angle. Posterior wing with a white line near the base followed by a broad band of brown, a brown spot and suffused band of brown at the middle, and linear brown spots at the apex and anal angle.

UNDERSIDE. Anterior wing as above, except that the base and inner margin are pale blue. Posterior wing blue-white with the outer margin pale brown.

Exp. $1\frac{1}{2}$ inch. Hab. Ecuador. (Canelos, Buckley.)

In the Collection of W. C. Hewitson.

PTERYGOSPIDEA POTIPHERA. 7.

UPPERSIDE rufous-brown. Anterior wing with ten transparent spots: five near the middle and five near the apex, the lowest two very minute: a subapical band of four pale spots and a submarginal band of similar spots. Posterior wing angular, dentated: a central groupe of several pale rufous spots: a large space near the outer margin from its middle to the anal angle irrorated with ochreous-grey scales.

UNDERSIDE. Anterior wing as above. Posterior wing white clouded with grey: three black spots near the costal margin, a black line at the end of the cell: a band of grey spots beyond the middle: the outer margin dark brown bordered inwardly with grey which is marked by some black spots.

Exp. $1\frac{1}{2}\frac{3}{4}$ inch. Hab. Neilgherries.

In the Collection of W. C. Hewitson.

PTERYGOSPIDEA TABRICA. 8.

UPPERSIDE dark brown. Anterior wing with eleven transparent spots: six in the centre three of which are large, and five near the apex. Posterior wing orange with the base and the costal and outer margins dark brown: a round black spot before the middle and a submarginal band of seven oblong spots of the same colour.

UNDERSIDE as above, except that the anterior wing has a submarginal series of pale spots more distinctly marked as they approach the anal angle.

Exp. $2\frac{1}{10}$ inch. Hab. Darjelling. (Roberts.)

In the Collection of W. C. Hewitson.

HESPERIDAE

CYCLOPIDES



W. Hewitson del et lith. Jan 11 1874

M. & N. Hanha imp

- | | |
|--------------------------|----------------------------|
| 1 CYCLOPIDES CARMIDES | 8 CYCLOPIDES CARIATE. |
| 2.3 CYCLOPIDES CAPENAS. | 9 CYCLOPIDES CAENIDES |
| 4 5. CYCLOPIDES GAICUS. | 10 11 CYCLOPIDES CALLICLES |
| 6.7 CYCLOPIDES CERACATES | 12.13 CYCLOPIDES CHELES |

HESPERIDÆ.

CYCLOPIDES.

CYCLOPIDES CARMIDES. 1.

Cyclopides Carmides. Hewitson. Descriptions of Hesperidæ, p. 41.

UPPERSIDE dark brown with rufous hair at the base, the fringe rufous. Anterior wing tinted with purple towards the outer margin: three central transparent spots. Posterior wing with an orange spot before and a band of three spots of the same colour after the middle.

UNDERSIDE red-brown. Anterior wing as above except that part of the inner margin is pale yellow. Posterior wing with a large central silver spot.

Exp. $1\frac{1}{2}\frac{7}{0}$ inch. Hab. Madagascar.

In the Collection of W. C. Hewitson.

CYCLOPIDES CAPENAS. 2, 3.

Cyclopides Capenas. Hewitson. Desc. of Hesperidæ, p. 43.

UPPERSIDE rufous-brown. Anterior wing with four large spots and the nervures towards the outer margin orange-yellow. Posterior wing with three orange-yellow spots, two of which are bifid.

UNDERSIDE. Anterior wing as above except that the costal margin and a line before the fringe are yellow. Posterior wing yellow with many black spots.

Exp. $1\frac{3}{2}\frac{0}{0}$ inch. Hab. Zambesi.

In the Collection of W. C. Hewitson.

CYCLOPIDES CAICUS. 4, 5.

Cyclopides Caicus. Hewitson. Desc. of Hesperidæ, p. 40.

UPPERSIDE. Male dark brown. Anterior wing with seven white spots six of which are transparent. Posterior wing with one large central glossy pale yellow spot.

UNDERSIDE. Anterior wing as above, except that the costal and outer margins are rufous the apex marked by two pale rufous spots and that the two lowest white spots are united in one. Posterior wing rufous, the central spot as above, two large ochreous spots near the costal margin and two smaller spots near the anal angle.

Exp. $1\frac{3}{1}\frac{0}{0}$ inch. Hab. Venezuela.

In the Collection of W. C. Hewitson.

CYCLOPIDES CERACATES. 6, 7.

UPPERSIDE. Male dark brown with the fringe rufous. Anterior wing with seven transparent spots: posterior wing with four.

UNDERSIDE as above except that the costal and outer margins of the anterior wing and the whole of the posterior wing are green and that the posterior wing has a band of silver near the inner margin.

Exp. 1 inch. Hab. Mexico.

In the Collection of W. C. Hewitson.

CYCLOPIDES CARIATE. 8.

Cyclopides Cariate. Hewitson. *Desc. of Hesperidæ*, p. 44.

UPPERSIDE dark brown. Anterior wing crossed beyond the middle (parallel to the outer margin) by a band of four rufous spots: two minute rufous spots at the middle of the costal margin.

UNDERSIDE. Anterior wing as above, except that the margins are broadly rufous. Posterior wing rufous with four paler spots in pairs.

Female like the male but nearly twice the size.

Exp. ♂ 1 ♀ $1\frac{5}{10}$ inch. Hab. Madagascar.

In the Collection of W. C. Hewitson.

CYCLOPIDES CAENIDES. 9.

Cyclopides Caenides. Hewitson. *Desc. of Hesperidæ*, p. 41.

UPPERSIDE rufous-brown darker towards the outer margin of the posterior wing: the fringe rufous. Anterior wing with six transparent rufous spots, three of them near the apex very minute. Posterior wing with one large oblong orange spot.

UNDERSIDE as above except that the margins of the anterior wing and the whole of the posterior wing are rufous.

Exp. $1\frac{1}{10}$ inch. Hab. Venezuela.

In the Collection of W. C. Hewitson.

CYCLOPIDES CALLICLES. 10, 11.

Cyclopides Callicles. Hewitson. *Desc. of Hesperidæ*, p. 42.

UPPERSIDE dark brown, with pale yellow semitransparent spots. Anterior wing with nine spots, posterior wing with six—one in the middle, five in a band below.

UNDERSIDE yellow. Anterior wing with the lower half dark brown; the spots on the yellow portion of the wing bordered with black. Posterior wing with two black spots near the base, the central spot and seven spots below it bordered with black.

Exp. $1\frac{2}{10}$ inch. Hab. Damaraland and Angola (Rogers).

In the Collection of W. C. Hewitson.

CYCLOPIDES CHELES. 12, 13.

Cyclopides Cheles. Hewitson. *Desc. of Hesperidæ*, p. 42.

UPPERSIDE dark brown. Anterior wing with two submarginal bands of pale-yellow spots: the inner band shortest, broken, its spots seven in number placed three together at the costal margin: the rest in pairs.

UNDERSIDE. Anterior wing as above, except that the outer submarginal band is shorter, and the inner band absent, except the three spots near the costal margin, which are minute. Posterior wing pale yellow, with the nervures, some short lines near the costal margin, two transverse linear bands at the middle and two submarginal bands all dark brown.

Exp. $1\frac{7}{10}$ inch. Hab. Damaraland.

In the Collection of W. C. Hewitson.

HESPERIDÆ. CYCLOPIDES & HESPERILLA.



W. C. Hewitson del et lith. Jan^y 8th 1874

M. & N. Hanhart. imp

14 CYCLOPIDES CROITES			
15 16	CYCLOPIDES	CITHOTE	1 2 3. HESPERILLA DIRPHIA.
17	CYCLOPIDES	CYNONE.	1 5 6. HESPERILLA HALYSIA
18 19	CYCLOPIDES	ARGENTEO-ORNATUS	7. HESPERILLA DONNYSA.

HESPERIDÆ.

CYCLOPIDES AND HESPERILLA.

CYCLOPIDES CROITES. 14.

UPPERSIDE dark brown: the fringe yellow. Anterior wing with four large orange-yellow spots. Posterior wing with one large central spot of the same colour.

UNDERSIDE as above except that the apex of the anterior wing and the whole of the posterior wing is ochreous-grey.

Exp. $1\frac{2}{10}$ inch. Hab. Australia.

In the Collection of W. C. Hewitson.

CYCLOPIDES CRITHOTE. 15, 16.

UPPERSIDE dark brown. Anterior wing with nine semitransparent white spots, two of which (below the usual subapical spots) are very minute: an ochreous spot near the inner margin.

UNDERSIDE. Anterior wing as above except that the margins are rufous. Posterior wing ochreous-brown crossed by three linear brown bands.

Exp. $1\frac{1}{10}$ inch. Hab. Ecuador. (Buckley.)

In the Collection of W. C. Hewitson.

CYCLOPIDES CYNONE. 17.

UPPERSIDE dark rufous-brown. Anterior wing with five pale yellow spots: one in the cell, two between the median nervures and three near the apex. Posterior wing with one central spot of the same colour.

UNDERSIDE. Anterior wing dark brown with the costal margin and apex rufous-brown, the apex marked by three or four white spots. Posterior wing rufous-brown with several white spots separated by a band of black spots.

Exp. $\frac{1}{2}$ inch. Hab. Australia.

In the Collection of W. C. Hewitson.

CYCLOPIDES ARGENTEO-ORNATUS. 18, 19.

Cyclopides Argenteo-ornatus. Hewitson. *Desc. of Hesperidæ*, p. 41.

UPPERSIDE dark brown, the base clothed with rufous hair: the fringe broad, black and white. Anterior wing with seven opaque orange-yellow spots: four central and three before the apex. Posterior wing with an oblong orange spot.

UNDERSIDE ochreous-green. Anterior wing with the spots as above. Posterior wing with four oblong spots and a band of silver-white: the orange spot as above.

Exp. $1\frac{5}{10}$ inch. Hab. Australia (Swan River).

In the Collection of W. C. Hewitson.

HESPERILLA DIRPHIA. 1, 2, 3.

Hesperilla Dirphia. Hewitson. *Desc. of Hesperidæ*, p. 38.

UPPERSIDE. Male rufous-brown. Anterior wing with four semitransparent spots: the first in the cell, the second outside of this (sometimes bifid) and two near the apex: the black linear mark of the male. Posterior wing with one white spot before the middle.

UNDERSIDE as above except that the anterior wing has two additional white spots below the second spot and is without any spots near the apex: that the posterior wing has the white spot very distinct and below it three minute black spots sometimes dotted with white.

Female like the male except that the anterior wing has three subapical spots and one near the inner margin.

Exp. $1\frac{6}{10}$ inch. Hab. Australia (Swan River).

In the Collection of W. C. Hewitson.

I owe my thanks to Dr. Herrich-Schäffer for so well figuring several species from my "Descriptions of Hesperidæ." He has however fallen into error (in which he has been followed by Mr. Kirby in his list) in considering my *H. Dirphia* to be the same species as *H. Doubledayi* which is only half the size, and is without the conspicuous white spot on the underside of the posterior wing. I do not understand why Mr. Kirby (as it appears to me he does) always adopts as correct the last alteration of a butterfly's name.

HESPERILLA HALYZIA. 4, 5, 6.

Hesperilla Halyzia. Hewitson. *Desc. of Hesperidæ*, p. 38.

UPPERSIDE dark brown: the fringe white, spotted with brown on the anterior wing. Anterior wing with three central transparent spots.

UNDERSIDE cinereous, except the lower half of the anterior wing which is dark brown. Posterior wing crossed by some very indistinct brown spots beyond the middle.

Female like the male except that it has the subapical spots of the anterior wing.

Exp. $1\frac{3}{10}$ inch. Hab. Australia (Port Denison).

In the Collection of W. C. Hewitson.

This species is without the mark peculiar to the male.

HESPERILLA DONNYSA. 7.

Hesperilla Donnysa. Hewitson. *Desc. of Hesperidæ*, p. 39.

UPPERSIDE. Male. Anterior wing rufous-brown, with six transparent yellow spots: a small opaque spot near the inner margin and the black line indicative of the male. Posterior wing dark brown, with a central trifid orange spot.

UNDERSIDE grey. Anterior wing with the basal half dark brown: a ray of yellow from the base to the first transparent spot: the inner margin yellow below its middle. Posterior wing with a minute black spot before the middle, followed by a straight band of several similar spots.

Exp. $1\frac{7}{10}$ inch. Hab. Australia (Moreton Bay).

In the Collection of W. C. Hewitson.

Very much like *H. Picta* and *H. ornata* above though totally different below.

CORRECTIONS.

- Callidryas* *Fiaduna*, Plate V., is *C. Thauruma* of Reakirt.
Leptalis *Othoe*, Plate VI., is *L. Core* of Felder.
Leptalis *Zathoe* ♀ is the female of *Lelex*.
Leptalis *Teresa*, ♂ fig. 50, is the ♀ of *L. Praxidice*, Hew. Trans. Ent. Soc., and must retain its name. For figs. 51 and 52 I propose the name of *Abilene*.
Eresia, Plate XXI., figs. 70 and 74, must be reversed.
Eresia *Sestia* should read 68, 69, 74.
Eresia *Letitia* should read 70, 75, 76.
Cybdedis *Calamis*, Plate XXII., is a *Catagramma*.
Apatura *Phæacia*, Plate XXXIII., is the ♀ of *A. Sordida* Moore.
Eurygona *Labiena*, Plate XLIV. is, I am told, the same species as *E. Chrysippe* of Bates. It will, however, be seen that his description has little in accordance with my figure.
Compsoteria *Cephalena* and *Cascella* belong to the genus *Ithomiola* of Felder.
Hesperia *Adela*, Plate LVI., is *H. Corydon* of Fabricius.
Hesperia *Phæniceis*, Plate LIX., is *H. Praba* of Moore.
-

N.B.—An Index is given, by which the binder will be enabled to arrange the Plates, as in the “Genera of Diurnal Lepidoptera.”

A second Index, alphabetically arranged, is given for the benefit of those who will take the trouble to number the Plates (from 1 to 60) and the text (from 1 to 120), after the book has been arranged by the first Index.

N.B.—On append un Index par lequel le relieur peut arranger les planches de la même manière qu’en “Genera of Diurnal Lepidoptera.”

On append un second Index, arrangé alphabétiquement, pour servir à ceux qui veulent mettre les nombres aux planches (1 à 60), et aussi au texte (1 à 120), après qu’on aura arrangé le livre par l’aide du premier Index.

OATLANDS, WALTON-ON-THAMES,

June 18, 1872.

CORRECTIONS.

Papilio Bimaculatus is ♀ of *P. Timias*.

Ithomia XX. and XXI. should be XXX. and XXXI.—Some copies have been corrected.

Mycalesis Macrones is *M. Halyma* (Fabr.).

Mycalesis Mandanes is *M. Auricruda* (Butler).

Cyclopides Crithote is *Nisoniades Ibhara* (Butler).

N.B.—An index is given by which the binder will be enabled to arrange the plates as in “The Genera of Diurnal Lepidoptera.”

A second index, alphabetically arranged, is given for the benefit of those who will take the trouble to number the plates from 1 to 60, and the text from 1 to 116, after the book has been arranged by the first index.

NOTE.—Une table des matières est ajoutée par laquelle le relieur pourra arranger les planches, comme dans “The Genera of Diurnal Lepidoptera.”

Une seconde table des matières, arrangée alphabétiquement, est ajoutée, pour le convenance de ceux qui prendront la peine de numérotter les planches de 1 à 60, et le texte de 1 à 116, après le livre a été arrangé par la première table des matières.

* SYSTEMATIC INDEX FOR THE WHOLE WORK.

VOL. I.

Heading of Plates.	Numerical Order of Plates.	Heading of Plates.	Numerical Order of Plates.
PAPILIONIDÆ.		Leptalis	VI. 31
Ornithoptera and Papilio .	I. 2	Leptalis. . . .	VII. 32
Papilio	II. 3	Callidryas and Eronia .	33
Papilio	III. 4	DANAIDÆ.	
Papilio	IV. 5	Euploea	34
Papilio	V. 6	Euploea	II. 35
Papilio	VI. 7	HELICONIDÆ.	
Papilio	VII. 8	Heliconia	I. 36
Papilio	VIII. 9	Heliconia	II. 37
Papilio	IX. 10	Heliconia	III. 38
Papilio	X. 11	Heliconia	IV. 39
Papilio	XI. 12	Heliconia	V. 40
Papilio	XII. 13	Heliconia	VI. 41
Papilio	XIII. 14	Heliconia and Tithorea .	VII. 42
Papilio	XIV. 15	Heliconia	VIII. 43
Papilio	XV. 16	Athesis	44
PIERIDÆ.		Mechanitis	I. 45
Pieris	I. 17	Mechanitis	II. 46
Pieris	II. 18	Mechanitis	III. 47
Pieris	III. 19	Ithomia	I. 48
Pieris	IV. 20	Ithomia	II. 49
Pieris	V. 21	Ithomia	III. 50
Pieris	VI. 22	Ithomia	IV. 51
Pieris	VII. 23	Ithomia	V. 52
Pieris	VIII. 24	Ithomia	VI. 53
Euterpe. . . .	25	Ithomia	VII. 54
Enterpe	II. 26	Ithomia	VIII. 55
Euterpe and Leptalis' .	27	Ithomia	IX. 56
Leptalis	II. 28	Ithomia	X. 57
Leptalis	III. 29	Ithomia	XI. 58
Leptalis	IV. 30	Ithomia	XII. 59
Leptalis	V. 30	Ithomia	XIII. 60

* This index has been prepared to enable those who wish it to arrange and bind the whole work systematically in five volumes.

SYSTEMATIC INDEX.

VOL. II.

Heading of Plates.	Numerical Order of Plates.	Heading of Plates.	Numerical Order of Plates.
HELICONIDÆ.		NYMPHILIDÆ.	
Ithomia . . .	XIV. 1	Messarar . . .	30
Ithomia . . .	XV. 2	Eresia . . . I.	31
Ithomia . . .	XVI. 3	Eresia . . . II.	32
Ithomia . . .	XVII. 4	Eresia . . . III.	33
Ithomia . . .	XVIII. 5	Eresia . . . IV.	34
Ithomia . . .	XIX. 6	Eresia . . . V.	35
Ithomia . . .	XX. 7	Eresia . . . VI.	36
Ithomia . . .	XXI. 8	Eresia . . . VII.	37
Ithomia . . .	XXII. 9	Eresia . . . VIII.	38
Ithomia . . .	XXIII. 10	Eresia . . . IX.	39
Ithomia . . .	XXIV. 11	Eresia . . . X.	40
Ithomia . . .	XXV. 12	Junonia . . . I.	41
Ithomia . . .	XXVI. 13	Cybdelis . . . I.	42
Ithomia . . .	XXVII. 14	Cybdelis . . . II.	43
Ithomia . . .	XXVIII. 15	Cybdelis . . . III.	44
Ithomia . . .	XXIX. 16	Cybdelis . . . IV.	45
Ithomia . . .	XXX. 17	Epiphile . . .	46
Ithomia . . .	XXXI. 18	Epiphile . . . II.	47
Ithomia . . .	XXXII. 19	Eubagis . . . I.	48
Ithomia . . .	XXXIII. 20	Eubagis . . . II.	49
Ithomia . . .	XXXIV. 21	Eubagis . . . III.	50
Ithomia . . .	XXXV. 22	Catagramma . . . I.	51
		Catagramma . . . II.	52
		Catagramma . . . III.	53
		Catagramma . . . IV.	54
		Catagramma . . . V.	55
		Catagramma . . . VI.	56
		Catagramma . . . VII.	57
		Catagramma . . . VIII.	58
		Catagramma and Callithea . . . IX.	59
		Catagramma . . . X.	60
		Catagramma . . . XI.	61
		Catagramma . . . XII.	62
		Catagramma . . . XIII.	63
ACRÆIDÆ.			
Acræa . . .	I. 23		
Acræa . . .	II. 24		
Acræa . . .	III. 25		
Acræa . . .	IV. 26		
Acræa . . .	V. 27		
Acræa . . .	VI. 28		
Acræa . . .	VII. 29		

VOL. III.

Heading of Plates.	Numerical Order of Plates.	Heading of Plates.	Numerical Order of Plates.
NYMPHALIDÆ.		Aterica and Harma	27
Callithea	1	Harma I.	28
Callithea and Agrias .	II.	Harma II.	29
Epicalia and Miscelia .	I.	Harma III.	30
Epicalia	II.	Harma IV.	31
Timetes	5	Harma V.	32
Neptis	6	Harma and Euryphene	VI.
Limenitis	I.	Adolias	34
Limenitis	II.	Adolias II.	35
Heterochroa	9	Adolias III.	36
Diadema	I.	Adolias IV.	37
Diadema	II.	Agrias	38
Diadema	III.	Agrias and Nymphalis	39
Amechania (Zethera) .	13	Agrias and Siderone .	40
Romaleosoma	I.	Prepona	41
Romaleosoma	II.	Prepona and Agrias .	II.
Romaleosoma	III.	Pandora and Prepona .	43
Romaleosoma	IV.	Apatura	44
Euryphene	I.	Nymphalis (Charaxes)	45
Euryphene	II.	Nymphalis II.	46
Euryphene and Aterica	III.	Charaxes III.	47
Euryphene	IV.	Charaxes IV.	48
Aterica and Euryphene	V.	Charaxes V.	49
Aterica and Euryphene	VI.	Paphia II.	50
Euryphene	VII.	Paphia and Siderone .	51
Euryphene and Aterica	VIII.	Siderone	52
Euryphene	IX.	Zeuxidia and Aemona	53
	26		

SYSTEMATIC INDEX.

VOL. IV.

Heading of Plates.	Numerical Order of Plates.	Heading of Plates.	Numerical Order of Plates.
MORPHIDÆ.			
Clerome	1	Mycalesis IX.	33
Drusilla and Hyantis .	2	Mycalesis and Idiomorphus x.	34
Dasyophthalma and Thanmantis	3	Idiomorphus . . .	35
Morpho	4	EURYTELIDÆ.	
Pavonia	5	Melanitis	36
Pavonia II.	6		
Opsiphanes	7	ERYCINIDÆ.	
		Taxila	37
SATYRIDÆ.		Taxila II.	38
Corades	8	Sospita	39
Pronophila	9	Sospita II.	40
Pronophila II.	10	Dodona and Sospita	41
Pronophila III.	11	Mesosemia I.	42
Pronophila IV.	12	Mesosemia II.	43
Pronophila V.	13	Mesosemia III.	44
Pronophila VI.	14	Mesosemia IV.	45
Pronophila VII.	15	Mesosemia V.	46
Pronophila VIII.	16	Mesosemia VI.	47
Pronophila IX.	17	Mesosemia VII.	48
Debis I.	18	Mesosemia VIII.	49
Debis II.	19	Mesosemia IX.	50
Debis III.	20	Mesosemia X.	51
Hætera	21	Mesosemia XI.	52
Dædalma	22	Mesosemia XII.	53
Euptychia and Ragadia	23	Eurygona I.	54
Hypocista	24	Eurygona II.	55
Mycalesis I.	25	Eurygona III.	56
Mycalesis II.	26	Eurygona IV.	57
Mycalesis III.	27	Eurygona V.	58
Mycalesis IV.	28	Eurygona VI.	59
Mycalesis V.	29	Eurygona VII.	60
Mycalesis VI.	30	Eurygona VIII.	61
Mycalesis VII.	31	Eurygona IX.	62
Mycalesis VIII.	32	Eurygona X.	63

SYSTEMATIC INDEX.

VOL. V.

Heading of Plates.	Numerical Order of Plates.	Heading of Plates.	Numerical Order of Plates.
ERYCINIDÆ.		LYCÆNIDÆ.	
Anteros	1	Ogyris	32
Erycina and Neczyria	2	Pentila and Liptena.	33
Erycina, Symmachia, &c.	3	Pentila and Liptena II.	34
Neczyria and Esthemopsis	4	Lycæna	35
Calydna	5	HESPERIDÆ.	
Calydna II.	6	Pyrrhopyga (and Erycides) I.	36
Theope	7	Pyrrhopyga (and Erycides) II.	37
Symmachia	8	Pyrrhopyga	38
Symmachia and Charis II.	9	Pyrrhopyga II.	39
Charis	10	Pyrrhopyga III.	40
Emesis	11	Pyrrhopyga IV.	41
Nymphidium I.	12	Pyrrhopyga and Erycides v.	42
Nymphidium II.	13	Ismene	43
Nymphidium III.	14	Ismene II.	44
Nymphidium IV.	15	Eudamus	45
Lemonias I.	16	Eudamus II.	46
Lemonias II.	17	Eudamus III.	47
Lemonias III.	18	Chætoeneme	48
Lemonias IV.	19	Hesperia I.	49
Lemonias V.	20	Hesperia II.	50
Lemonias and Bæotis	21	Hesperia III.	51
Lemonias and Bæotis	22	Hesperia IV.	52
Pachithone and Cremna	23	Hesperia V.	53
Hades, Uraneis, &c. .	24	Hesperia V.*	54
Limnas	25	Hesperia VI.	55
Limnas II.	26	Hesperia VII.	56
Limnas and Panara .	27	Leucochitonea	57
Limnas, &c. . . .	28	Leucochitonea II.	58
Limnas and Ithomeis	29	Pterygospidea	59
Chamaelimnas & Ithomiola	30	Cyclopides	60
Hermathena, &c. .	31	Cyclopides and Hesperilla	61

QL Hewitson, William
543 Chapman, 1806-1878.
H4 Illustrations of new
v.5 species of exotic butter-
Ent. flies: selected chiefly
from the collections of..

SMITHSONIAN INSTITUTION LIBRARIES



3 9088 01348 2294

BHL